


# OMEGA LINEAR BASIC

[FI] Asennusohje  
 [UK] Installation instruction  
 [SE] Installationsanvisning



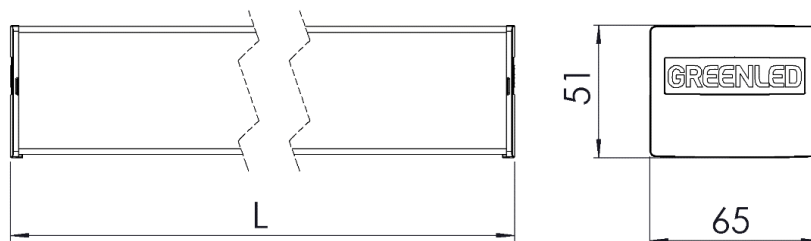
**IP20**



OMEGA LINEAR BASIC 35	OMEGA LINEAR BASIC 47	OMEGA LINEAR BASIC 52	OMEGA LINEAR BASIC 62
GLOB01035	GLOB01047	GLOB01052	GLOB01062
35W	47W	52W	62W
1156 mm	1156 mm	1156 mm	1156 mm

OMEGA LINEAR BASIC 68	OMEGA LINEAR BASIC 87	OMEGA LINEAR BASIC 103	OMEGA LINEAR BASIC 107	OMEGA LINEAR BASIC 117
GLOB01068	GLOB01087	GLOB01103	GLOB01107	GLOB01117
68W	87W	103W	107W	117W
2283 mm	2283 mm	2283 mm	2283 mm	2283 mm


OMEGA LINEAR BASIC 83	OMEGA LINEAR BASIC 120	OMEGA LINEAR BASIC 147
GLOB01083	GLOB01120	GLOB01147
83W	120W	147W
2843 mm	2843 mm	2843 mm



L = 1156 mm / 2283 mm / 2843 mm

**Greenled Oy**  
 Oritkarintie 4  
 FI-90400 Oulu






## Turvallisuusvaroitukset:

Ennen asennusta tai huoltotyötä kytke valaisin irti sähköverkosta välttääksesi sähköiskun vaaran!


- Asennus / huoltotyön saa tehdä vain valtuutettu henkilö
- Valaisimen asennuksen / huoltotyön saa suorittaa vain pätevä henkilö näiden ohjeiden mukaisesti.
- Valmistaja ei kannu vastuuta valaisimen väärästä käytöstä
- Älä katso suoraan päällä olevaan valaisimeen
- Valaisimen valonlähteen saa vaihtaa ainoastaan Greenled, Greenledin valtuuttama huoltaja tai vastaavan pätevyyden omaava henkilö



## Safety notes:

Before installation or change work disconnect the power to reduce electrical shock risk!

- Installation / maintenance can only be done by a skilled personnel
- Installation / maintenance of luminaire must be performed by qualified person following the instructions given in the instruction set
- The manufacturer bears no liability for damage caused by inappropriate use or application
- Do not stare at the operating light source
- The light source contained in this luminaire shall only be replaced by the Greenled or Greenled's service agent or a similar qualified person



## Säkerhetsvarningar:

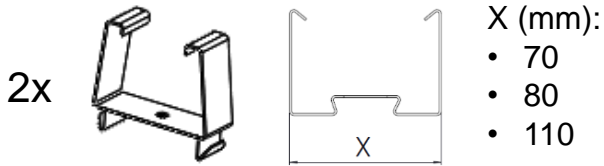
Koppla alltid bort armaturen från elnätet i samband med installation ti den som använder armaturen.

- Installations- och underhållsarbeten får endast utföras av en behörig installatör
- Installations-/underhållsarbetet får endast utföras enligt dessa anvisningar av en person med tillräckliga kunskaper
- Tillverkaren ansvarar ej för felaktig användning av armaturen
- Titta aldrig rakt in i en påslagen armatur
- Ljuskällan inuti armaturen får endast bytas av antingen Greenled, en Greenled-auktoriserad servicetekniker eller en person med motsvarande kompetens

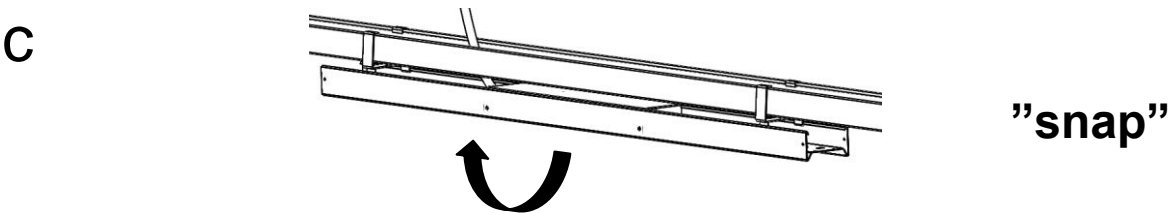
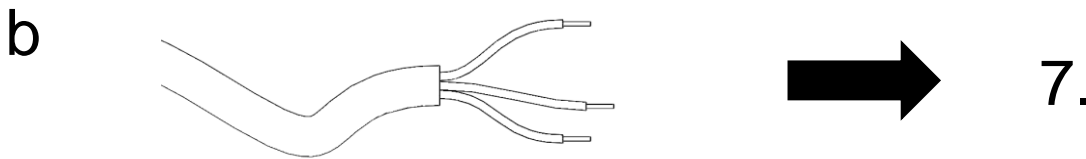
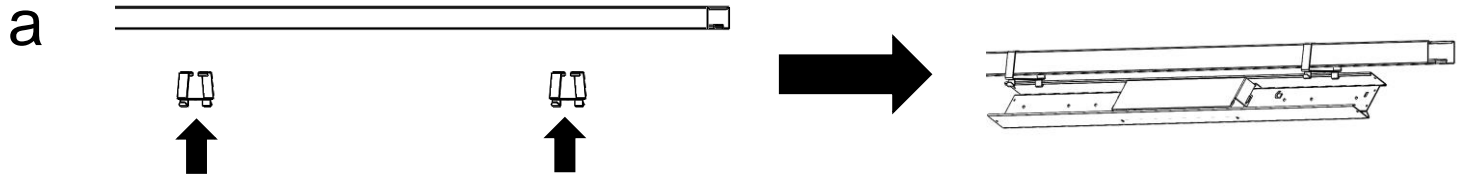
# OMEGA LINEAR BASIC

[FI] Asennusohje  
 [UK] Installation instruction  
 [SE] Installationsanvisning

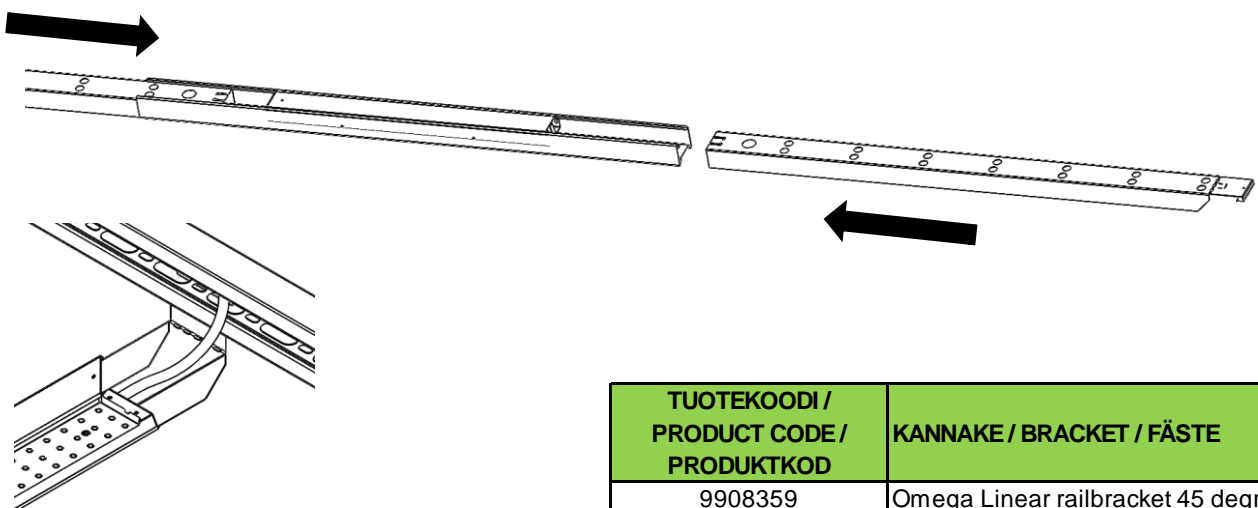
## 1. Valaisinkisko, Suspension Rail, Belysningsskena



TUOTEKOODI / PRODUCT CODE / PRODUKTKOD	KANNAKE / BRACKET / FÄSTE
9908437	Omega Linear suspension rail 70 bracket
9908468	Omega Linear suspension rail 82 bracket
9908336	Omega Linear suspension rail 110 bracket



## 2. Valaisinkisko, Suspension Rail, Belysningsskena

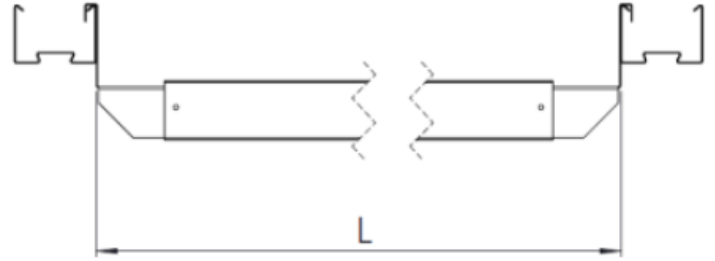


TUOTEKOODI / PRODUCT CODE / PRODUKTKOD	KANNAKE / BRACKET / FÄSTE
9908359	Omega Linear railbracket 45 degree zink
9908360	Omega Linear railbracket 45 degree white

# OMEGA LINEAR BASIC

[FI] Asennusohje  
[UK] Installation instruction  
[SE] Installationsanvisning

Ramppiasennuksen valaisinkiskojen välit  
Ramp installation suspension rail distances  
Rampinstallation upphängningskenas avstånd



VALAISIN / LUMINAIRE / ARMATUR	TUOTEKOODI / PRODUCT CODE / PRODUKTKOD	KANNAKE / BRACKET / FÄSTE	L (mm)
Omega Linear Basic 1156mm	9908695	O Linear railbracket 1275-1570/2040-2643 zinc	1266- 1512 mm
	9908696	O Linear railbracket 1275-1570/2040-2643 white	
	9908528	O Linear railbracket 1540-1780/2300-2900 zinc	1530-1776 mm
	9908529	O Linear railbracket 1540-1780/2300-2900 white	
	9908524	O Linear railbracket 2110-2360/2880-3490 zinc	2110-2356 mm
	9908525	O Linear railbracket 2110-2360/2880-3490 white	
	9908363	O Linear railbracket 2360-2600/3120-3720 zinc	2350-2596 mm
	9908364	O Linear railbracket 2360-2600/3120-3720 white	
	9908449	O Linear railbracket 2750-3000/3530-4100 zinc	2750-2996 mm
	9908450	O Linear railbracket 2750-3000/3530-4100 white	

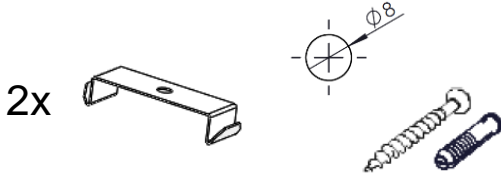
VALAISIN / LUMINAIRE / ARMATUR	TUOTEKOODI / PRODUCT CODE / PRODUKTKOD	KANNAKE / BRACKET / FÄSTE	L (mm)
Omega Linear Basic 2283mm	9908695	O Linear railbracket 1275-1570/2040-2643 zinc	1266-2639 mm
	9908696	O Linear railbracket 1275-1570/2040-2643 white	
	9908528	O Linear railbracket 1540-1780/2300-2900 zinc	1530-2900 mm
	9908529	O Linear railbracket 1540-1780/2300-2900 white	
	9908524	O Linear railbracket 2110-2360/2880-3490 zinc	2110-3479 mm
	9908525	O Linear railbracket 2110-2360/2880-3490 white	
	9908363	O Linear railbracket 2360-2600/3120-3720 zinc	2350-3723 mm
	9908364	O Linear railbracket 2360-2600/3120-3720 white	
	9908449	O Linear railbracket 2750-3000/3530-4100 zinc	2750-4119 mm
	9908450	O Linear railbracket 2750-3000/3530-4100 white	

VALAISIN / LUMINAIRE / ARMATUR	TUOTEKOODI / PRODUCT CODE / PRODUKTKOD	KANNAKE / BRACKET / FÄSTE	L (mm)
Omega Linear Basic 2843mm	9908695	O Linear railbracket 1275-1570/2040-2643 zinc	1266-3199 mm
	9908696	O Linear railbracket 1275-1570/2040-2643 white	
	9908528	O Linear railbracket 1540-1780/2300-2900 zinc	1530-3400 mm
	9908529	O Linear railbracket 1540-1780/2300-2900 white	
	9908524	O Linear railbracket 2110-2360/2880-3490 zinc	2110-4000 mm
	9908525	O Linear railbracket 2110-2360/2880-3490 white	
	9908363	O Linear railbracket 2360-2600/3120-3720 zinc	2350-4200 mm
	9908364	O Linear railbracket 2360-2600/3120-3720 white	
	9908449	O Linear railbracket 2750-3000/3530-4100 zinc	2750-4600 mm
	9908450	O Linear railbracket 2750-3000/3530-4100 white	

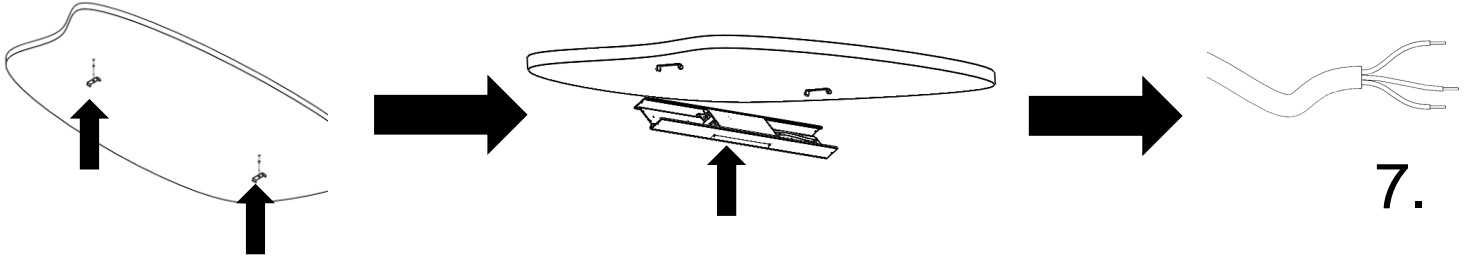
# OMEGA LINEAR BASIC

[FI] Asennusohje  
[UK] Installation instruction  
[SE] Installationsanvisning

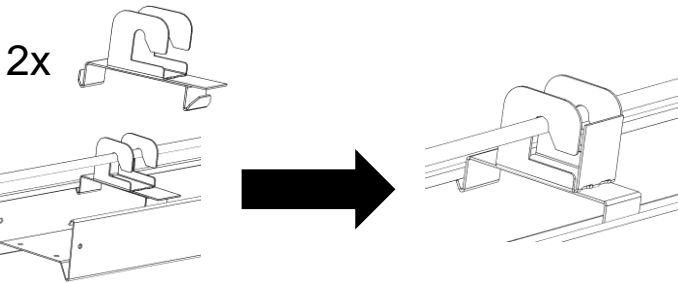
## 3. Kattoasennus, Surface installation, Takmontering.



TUOTEKOODI / PRODUCT CODE / PRODUKTKOD	KANNAKE / BRACKET / FÄSTE
9908688	Omega Linear ceiling bracket

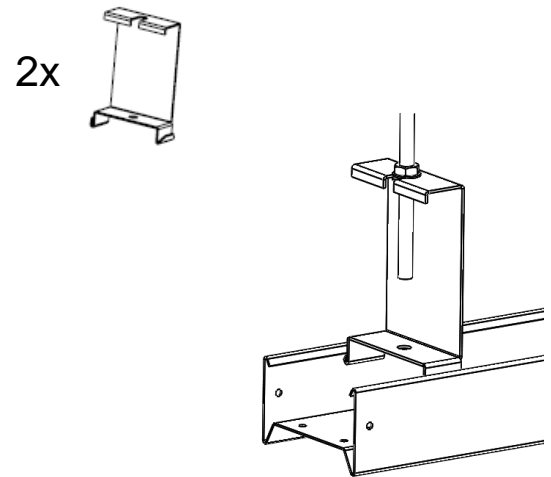


## 4. Vajerikiinnitys, Wire installation, Vajerupphängning



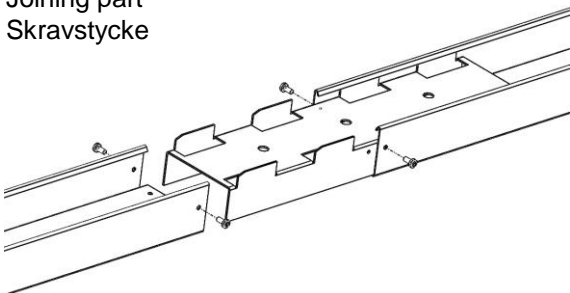
TUOTEKOODI / PRODUCT CODE / PRODUKTKOD	KANNAKE / BRACKET / FÄSTE
9908337	Omega Linear horizontal wire bracket (max $\varnothing$ 8 mm)

## 5. Kierretankoasennus, Threaded rod installation, Gångstångsupphängning.

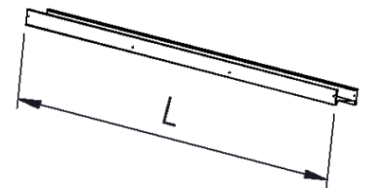


## 6. Lisätarvikkeet, Accessories, tillägsutrustning

Jatkokappale  
Joining part  
Skravstycke



Jatkoprofiili  
Extension profile  
Förlängningsprofil



L = 500mm, 1000mm,  
1500mm, 2000mm,  
2500mm

# OMEGA LINEAR BASIC

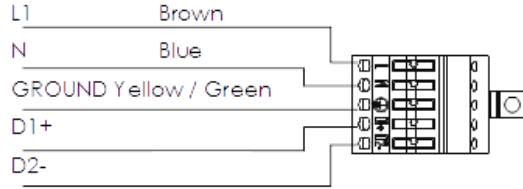
[FI] Asennusohje  
[UK] Installation instruction  
[SE] Installationsanvisning



Ohjauspiirin on oltava peruseristetty verkkojännitteestä  
The control circuit must be basic insulated from the mains voltage  
Styrkretsens måste vara grundisolerad från nätspänningen

7.

DALI



L1 = Ruskea, Brown, Brun

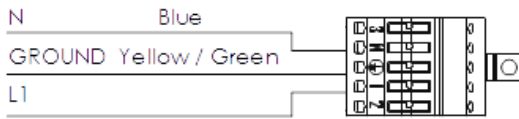
N = Sininen, Blue, Blå

PE = Kelta-vihreä, Ground wire, Jordledning

D1 = Musta, Black, Svart

D2 = Harmaa, Gray, Grå

ON/OFF



N = Sininen, Blue, Blå

PE = Kelta-vihreä, Ground wire, Jordledning

L1 = Ruskea, Brown, Brun

FI

Nämä ohjeet tulee säilyttää ja luovuttaa kiinteistön käyttäjälle.

UK

It is appropriate that this information is passed on to the user of the installation.

SE

Det är lämpligt att denna information överlämnas till användaren av anläggningen.

