

SQUARE BASIC



ATTENTION DISCONTINUED PRODUCT. Square Basic is a family of thin, versatile and energy-efficient luminaires for public spaces and IP65 clean rooms suitable for suspended ceilings and surface mounting. The Square Basic luminaire has a glare-free and evenly illuminating light surface. The luminaire is available in opal and microprism versions and there are many different installation methods and power versions to choose from.

Benefits

This luminaire has a cost-efficient and high-quality structure. In the microprism version, the UGR is <19. The luminaire panel has a thin structure (10 mm and overall height <42 mm). The body of the luminaire is made of white painted aluminium (RAL9016). The IP rating of the luminaire is IP40 below the suspended ceiling and IP20 above the suspended ceiling. In the clean-room version, the IP rating is IP65 below and above the suspended ceiling. The IP65 version suitable for clean rooms is only available in 36W on/off microprism. 37W-version is available in DT-8 Tunable White and Casambi Tunable White.

Suitability

A general luminaire for offices, hallways, schools, hospitals and other public spaces. Mounting directly on a T-grid ceiling, surface mounting or mounting with suspension cables.

Product families and variants

MODEL	TYPE CODE	POWER	LUMINOUS FLUX	LUMINAIRE EFFICACY	LIFETIME	OPERATING TEMPERATURE
Square Basic 600x600 33W	GLSQB016060+33W	33W	3300 lm	100 lm/W	L70B50 50 000h, C10 50 000h	0°C - +40°C
Square Basic 600x600 44W	GLSQB016060+44W	44W	4450 lm	100 lm/W	L70B50 50 000h, C10 50 000h	0°C - +40°C
Square Basic 600x600 37W TW	GLSQB016060+37W+8TW	37W	3900 lm	105 lm/W	L70B50 50 000h, C10 50 000h	0°C - +40°C
Square Basic 600x600 36W IP65	GLSQB016060+36W	36W	3600 lm	100 lm/W	L70B50 50 000h, C10 50 000h	0°C - +40°C

Notes:

All values in ambient temperature of +25°C, CCT 4000K, luminous flux tolerance +-5%, output power tolerance +-5%. Use environment must be non condensing.

Dimensions

MODEL	TYPE CODE	LENGTH (L)	HEIGHT (H)	WIDTH (W)	WEIGHT
Square Basic 600x600 33W	GLSQB016060+33W	595	9	595	2950
Square Basic 600x600 44W	GLSQB016060+44W	595	9	595	2950
Square Basic 600x600 37W TW	GLSQB016060+37W+8TW	595	10	595	4050
Square Basic 600x600 36W IP65	GLSQB016060+36W	595	10	595	3780

General Description

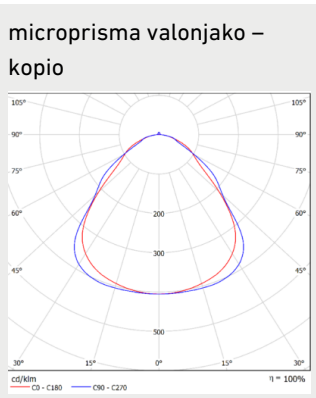
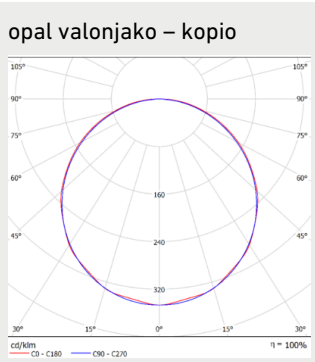
COLOUR TEMPERATURE:	3000K, 4000K, 5000K ⁽¹⁾ , 3000K-5700K ⁽²⁾
COLOUR RENDERING INDEX:	R _A ≥ 80
OPTIC:	Microprism ⁽³⁾ / Opal ⁽⁴⁾
LIGHT SOURCE SHIELD:	PMMA / PP
IP CLASS:	IP 40/20 ⁽⁵⁾ , IP65 ⁽⁶⁾
IK CLASS:	IK06
SUPPLY VOLTAGE:	220-240 Vac
FREQUENCY:	50-60 Hz
PF:	> 0,9
THD:	20% @230V

CONNECTION:	Driver with chainable terminal block 3 x (on/off) and 5 x (DALI) x 1.5–2.5 mm ² . Max 9mm. (7)
DIMMABILITY:	On/Off, Dali, Casambi, DT-8 TunableWhite, Casambi TunableWhite (8)
COLOUR:	White(RAL9016)
MATERIAL OF THE LUMINAIRE BODY:	Aluminium
GARANTEE:	5 years
ACCESSORIES (INSTALLATION):	5405044 600×600 Recessed installation frame UP-RF6060-01, 5405048 600×600 Ceiling surface installation frame UP-CF6060-01, 9905236 Square Basic suspending set, 5405052 Square Recessed installation clips

Notes:

- 1) SDCM <3
- 2) only 37W
- 3) UGR<19
- 4) Opal not available in TunableWhite
- 5) IP40 underside of luminaire and IP20 upside of luminaire
- 6) only 36W on/off, IP65 under and upside of luminaire
- 7) IP65 not chainable, connection straight to drivers wiring, and appliance class 2
- 8) 36W IP65 available only with On/Off

Light distribution




Brackets

5405044 600×600 Recessed installation frame UP-RF6060-01



5405048 600×600 Ceiling surface installation frame UP-CF6060-01



9905236 Square Basic suspending set



5405052 Square Recessed installation clips



Circuit breakers

	B10	B16	B20	C10	C16	C20
Square Basic 600x600 ON/OFF	11	17	21	18	28	35
Square Basic 600x600 DALI	13	22	28	21	36	46
Square Basic 600x600 Casambi	14	23	29	23	38	48
Square Basic 600x600 TW DT-8/TW-Casambi	10	16	20	16	26	33
Square Basic 600x600 36W IP65 ON/OFF	15	24	30	25	40	50

i

CUSTOMER SERVICE:

tel: +358 20 125 5800

info@greenled.fi