

SIRIUS FLOOD GEN2



Sirius Flood Gen2 luminaire is designed for various needs from real estate to area lighting demands. When used together with Sirius Gen2-street lighting luminaires the lighting will appear unified. The updated Sirius luminaire family was designed to suit varying weather conditions. The luminaire family has a sleek and consistent new appearance, and it is easy to keep clean. Sirius' timeless Scandinavian design suits areas built in different time periods. Sirius combines good looks, durable materials and practicality.

Benefits

Reliable flood luminaire family with clear and unanimous industrial design.

High IP66 class combined with durable impact resistant structure (IK09).

Wide selection of light distributions and power versions enable optimized implementation for different lighting needs.

CLO programmed in a standard assembly.

Suitability

Real estate area and facade lighting, sport area, parking area and yard lighting. Mast lighting. For shielding class I or II.

Product families and variants

MODEL	TYPE CODE	POWER	LUMINOUS FLUX	LUMINAIRE EFFICACY	LIFETIME	OPERATING TEMPERATURE	OPTICAL SAFETY DISTANCE ¹⁾
SIRIUS FLOOD S GEN2	GLS2F2S-20	23 W	3050 lm	139 lm/W	L98, C10 100000h	-40 - +35°C	1,8 m ⁽¹⁾
SIRIUS FLOOD S GEN2	GLS2F2S-40	41 W	5490 lm	138 lm/W	L98, C10 100000h	-40 - +35°C	2,0 m ⁽¹⁾
SIRIUS FLOOD S GEN2	GLS2F4S-65	67 W	9840 lm	148 lm/W	L98, C10 100000h	-40 - +35°C	2,3 m ⁽¹⁾
SIRIUS FLOOD M GEN2	GLS2F88M	81 W	12370 lm	153 lm/W	L98, C10 100000h	-40 - +35°C	2,8 m ⁽¹⁾
SIRIUS FLOOD M GEN2	GLS2F110M	110 W	16030 lm	145 lm/W	L98, C10 100000h	-40 - +35°C	2,8 m ⁽¹⁾

Notes:

All values in ambient temperature of +25°C, CCT 4000K, luminous flux tolerance +-10%, output power tolerance +-10% with SIRIUS FLOOD S Gen2 and M Gen2.

1) The luminaire should be positioned so that prolonged staring into the luminaire at a distance closer than optical safety distance is not expected.

Luminous flux factors:
LED 3000K CRI70 = 0,91
LED 5000K CRI70 = 1,00

Dimensions

MODEL	TYPE CODE	LENGTH (L)	HEIGHT (H)	WIDTH (W)	WEIGHT
SIRIUS FLOOD S GEN2	GLS2F2S-20	477 mm	87 mm	241 mm	4,6 kg
SIRIUS FLOOD S GEN2	GLS2F2S-40	477 mm	87 mm	241 mm	4,6 kg
SIRIUS FLOOD S GEN2	GLS2F4S-65	477 mm	87 mm	241 mm	4,6 kg
SIRIUS FLOOD M GEN2	GLS2F88M	632 mm	87 mm	300 mm	7,3 kg
SIRIUS FLOOD M GEN2	GLS2F110M	632 mm	87 mm	300 mm	7,3 kg

General Description

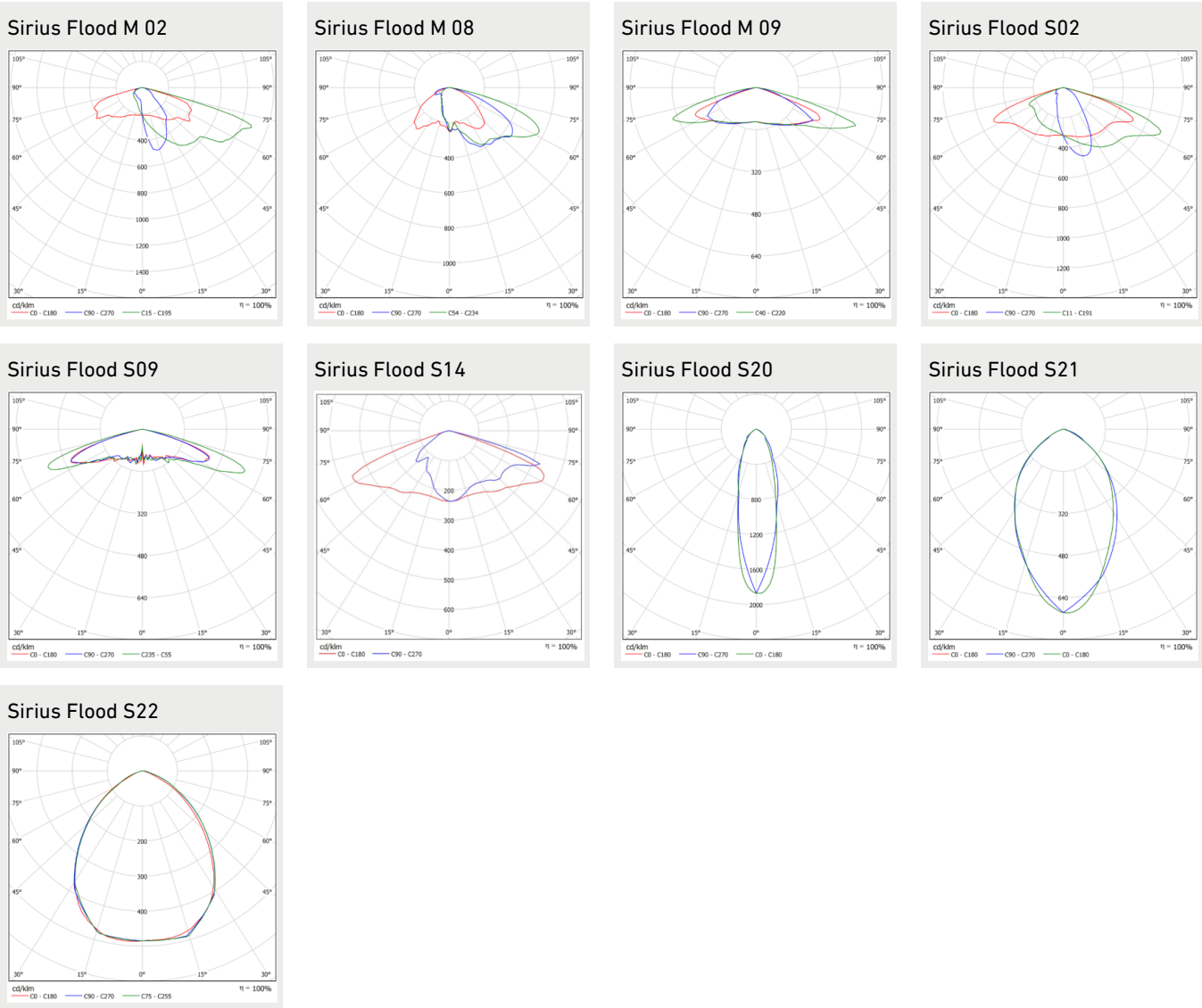
COLOUR TEMPERATURE:	3000 K, 4000 K, 5000 K
COLOUR RENDERING INDEX:	R _A ≥ 70
IP CLASS:	IP66
IK CLASS:	IK09

SUPPLY VOLTAGE:	170-264 Vac
FREQUENCY:	50-60 Hz
PF:	>0.95
THD:	10%
OVERVOLTAGE PROT.:	10kV L/N-Ground & SD-Ground
CONNECTION:	Luminaire internal terminal block, installation cable as an option i
DIMMABILITY:	ON/OFF, StepDIM, AstroDIM, DALI, MainsDIM ⁽¹⁾
COLOUR:	RAL9006, option to other RAL-colours
MATERIAL OF THE LUMINAIRE BODY:	Aluminium
GUARANTEE:	8 year
ACCESSORIES (INSTALLATION):	Flood bracket
ACCESSORIES (OTHERS):	Shielding class II assembly

Notes:

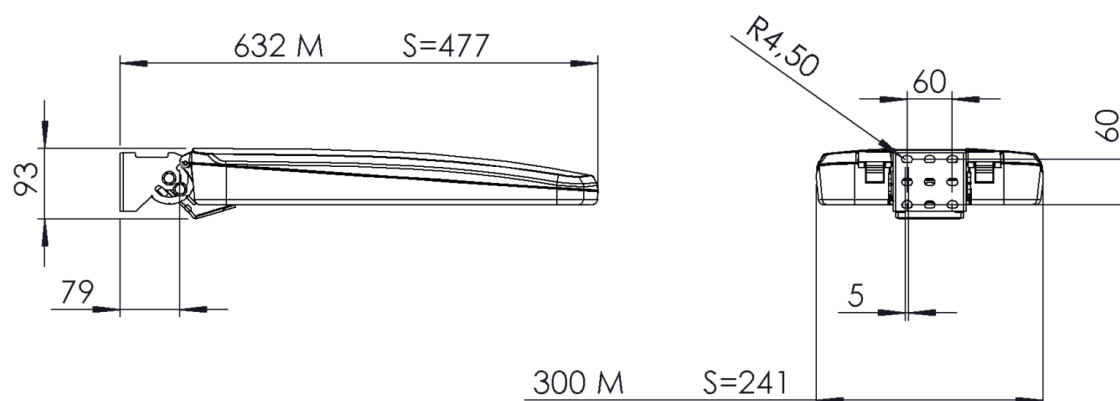
1) SIRIUS FLOOD 110M Gen2 ON/OFF, AstroDIM, StepDIM and DALI

Light distribution



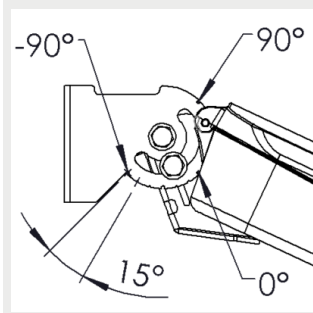
Dimensions

Sirius Flood Gen2



Brackets

Flood bracket



Circuit breakers

	B10	B16	B20	C10	C16	C20
SIRIUS FLOOD S GEN2 20 W & SIRIUS FLOOD S GEN2 40 W	10	17	20	16	27	33
SIRIUS FLOOD S GEN2 65 W	7	12	14	11	18	23
SIRIUS FLOOD M GEN2 88 W	7	12	14	11	18	23
SIRIUS FLOOD M GEN2 110M	11	19	23	19	31	39

i

CUSTOMER SERVICE:

tel;+358 20 125 5800

info@greenled.fi