

# POLARIS



Polaris was inspired by the brightness of the North. Polaris' timeless, sleek, Scandinavian design is well suited to environments built during different eras. Polaris combines glare-free light, stylish appearance, high-quality components and easy installation.

i

## Benefits

Polaris' excellent energy efficiency combined with versatile light distribution features guarantee low lifespan costs for a wide range of lighting needs. Several different intensity options are available for the luminaires. Polaris was designed with a special focus on ease of installation, and the luminaire is always delivered with an installation cable, which minimises the connection stages involved with installation work. A comprehensive selection of bracket options is available for Polaris from wire brackets to horizontal or vertical pole adapters.

i

i

## Suitability

Polaris is suitable for a wide range of street and area lighting needs, including streets, roads, collector roads and parks.

i

Product families and variants

MODEL	TYPE CODE	POWER	LUMINOUS FLUX	LUMINAIRE EFFICACY	LIFETIME	OPERATING TEMPERATURE
Polaris 15W	GLP0015 <sup>(A)</sup>	15 W	2040 lm	144 lm/W	L98, C10 100 000 h	-40 - +55°C
Polaris 25W	GLP0025 <sup>(A)</sup>	25 W	3590 lm	155 lm/W	L98, C10 100 000 h	-40 - +50°C
Polaris 34W	GLP0034 <sup>(A)</sup>	34 W	5110 lm	155 lm/W	L98, C10 100 000 h	-40 - +45°C
Polaris 41W	GLP0041 <sup>(A)</sup>	41 W	6130 lm	155 lm/W	L98, C10 100 000 h	-40 - +40°C
Polaris 52W	GLP0052 <sup>(A)</sup>	53 W	8170 lm	155 lm/W	L98, C10 100 000 h	-40 - +40°C
Polaris 63W	GLP0063 <sup>(A)</sup>	63 W	9710 lm	153 lm/W	L98, C10 100 000 h	-40 - +30°C
Polaris 75W	GLP0075 <sup>(A)</sup>	78 W	11540 lm	148 lm/W	L98, C10 100 000 h	-40 - +25°C
Polaris 87W	GLP0087 <sup>(A)</sup>	91 W	13120 lm	145 lm/W	L98, C10 100 000 h	-40 - +25°C
Polaris 105W	GLP0105 <sup>(B)</sup>	113 W	17890 lm	158 lm/W	L98, C10 100 000 h	-40 - +35°C
Polaris 120W	GLP0120 <sup>(B)</sup>	128 W	20140 lm	158 lm/W	L98, C10 100 000 h	-40 - +25°C

Notes:

The nominal luminous flux is the indicative LED luminous flux, based on information provided by the LED manufacturer, with 4000K colour temperature and CRI70 colour rendering. The real luminous flux of the luminaire depends on its environment (e.g. temperature or impurities), the colour temperature and colour rendering of the LED as well as the optical efficiency of the luminaire. All values in ambient temperature of +25°C, and light distribution P11 or 07, luminous flux tolerance +-10%, output power tolerance +-10%.

A) Optic family A (for example 07)

B) Optic family B (for example P07)

Luminous flux factors:  
LED 3000K CRI70 = 0,91  
LED 5000K CRI70 = 1,00

Dimensions

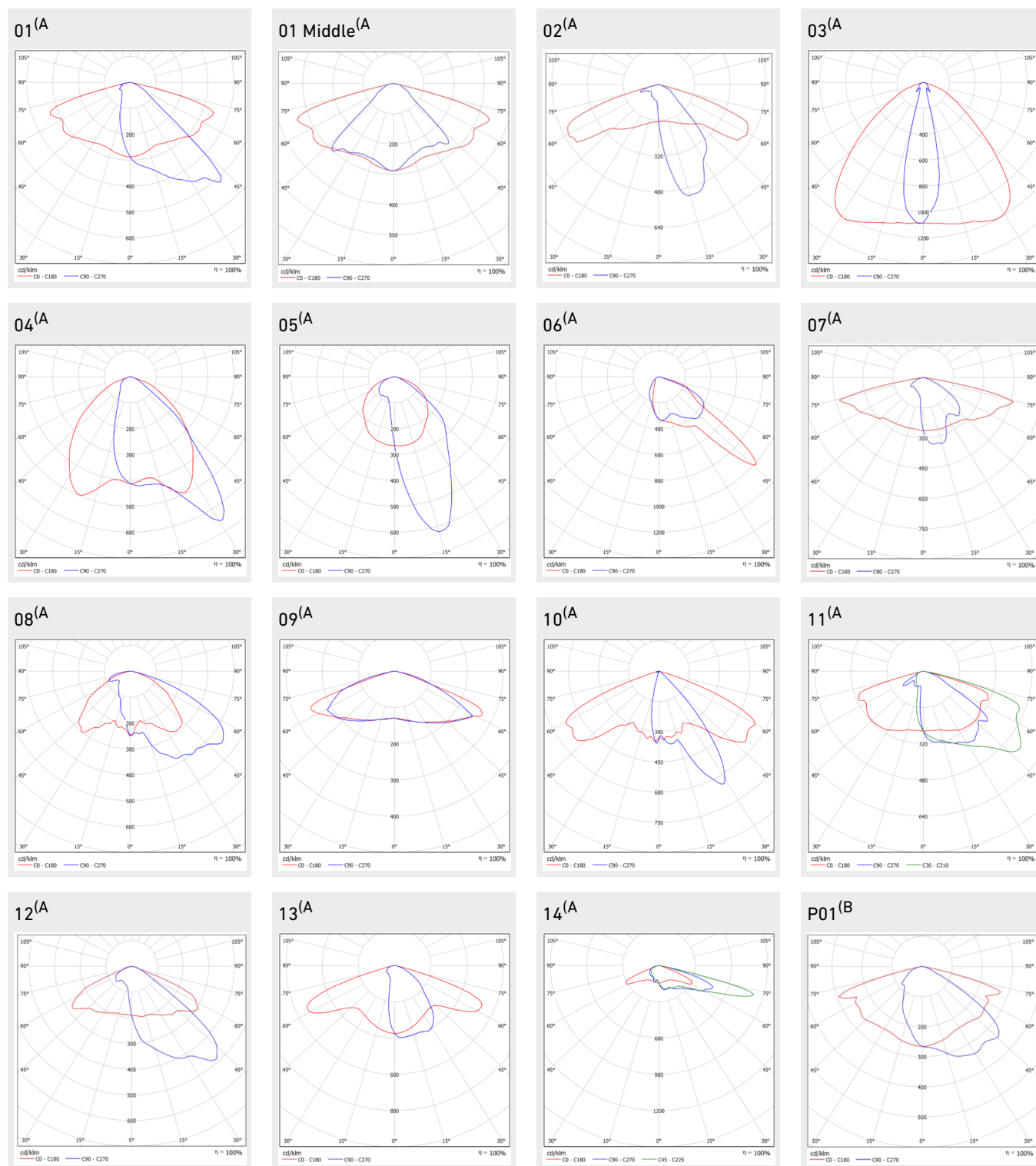
MODEL	TYPE CODE	LENGTH (L)	HEIGHT (H)	WIDTH (W)	DIAMETER (D)	WEIGHT
Polaris 15W	GLP0015 <sup>(A)</sup>	450 mm	245 mm		450 mm	6,3 kg
Polaris 25W	GLP0025 <sup>(A)</sup>	450 mm	245 mm		450 mm	6,3 kg
Polaris 34W	GLP0034 <sup>(A)</sup>	450 mm	245 mm		450 mm	6,3 kg
Polaris 41W	GLP0041 <sup>(A)</sup>	450 mm	245 mm		450 mm	6,3 kg
Polaris 52W	GLP0052 <sup>(A)</sup>	450 mm	245 mm		450 mm	6,3 kg

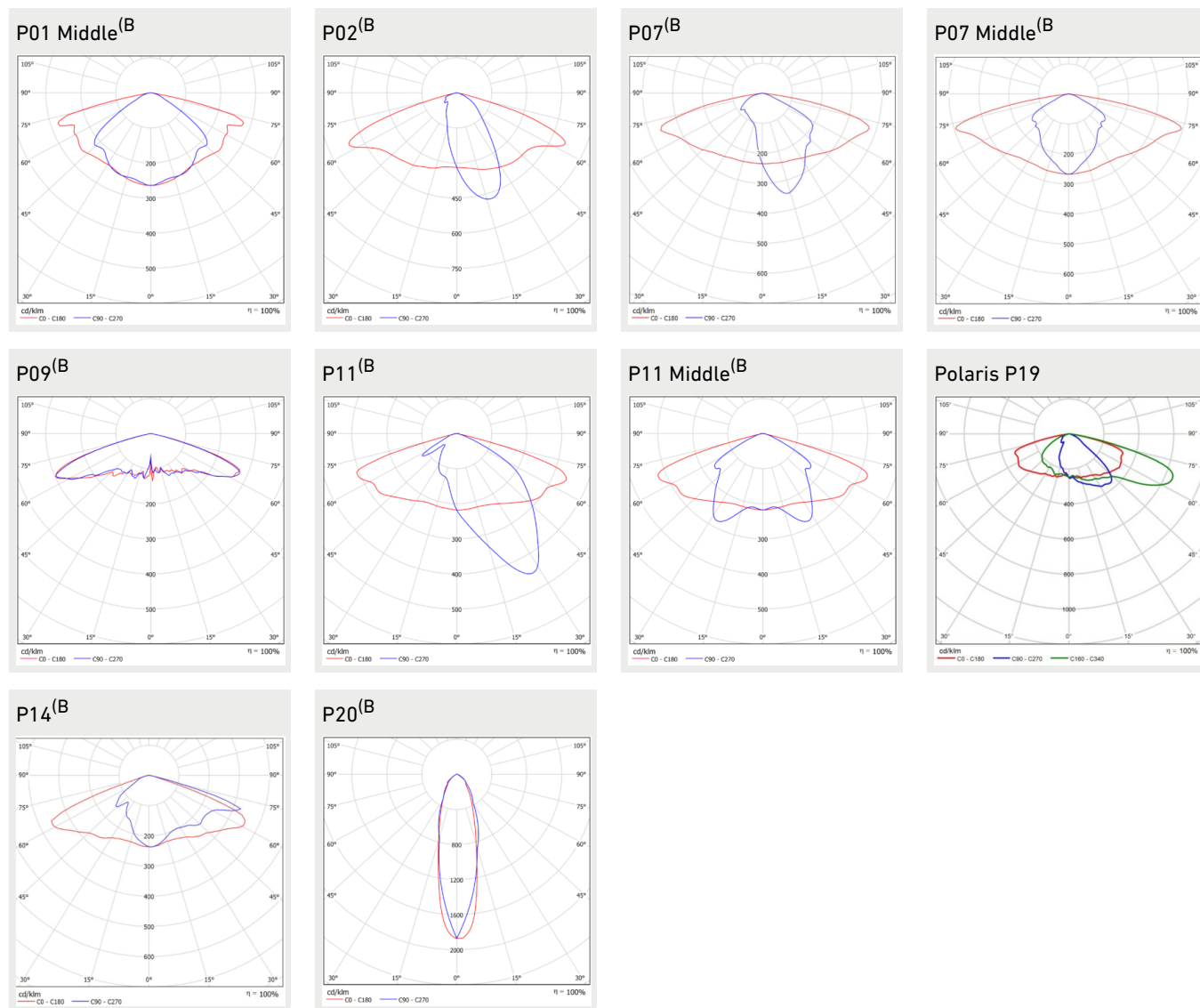
MODEL	TYPE CODE	LENGTH (L)	HEIGHT (H)	WIDTH (W)	DIAMETER (D)	WEIGHT
Polaris 63W	GLP0063 <sup>(A)</sup>	450 mm	245 mm		450 mm	6,3 kg
Polaris 75W	GLP0075 <sup>(A)</sup>	450 mm	245 mm		450 mm	6,3 kg
Polaris 87W	GLP0087 <sup>(A)</sup>	450 mm	245 mm		450 mm	6,3 kg
Polaris 105W	GLP0105 <sup>(B)</sup>	450 mm	245 mm		450 mm	7 kg
Polaris 120W	GLP0120 <sup>(B)</sup>	450 mm	245 mm		450 mm	7 kg

General Description

COLOUR TEMPERATURE:	3000 K, 4000 K, 5000 K
COLOUR RENDERING INDEX:	R <sub>A</sub> ≥ 70, 80
OPTIC:	Lense optics
LIGHT SOURCE SHIELD:	Tempered glass
IP CLASS:	IP66
IK CLASS:	IK08
SUPPLY VOLTAGE:	220-240 Vac
FREQUENCY:	50-60 Hz
OVERVOLTAGE PROT.:	10kV L/N-Ground & SD-Ground
CONNECTION:	Installation cable
DIMMABILITY:	AstroDIM, C2 Lumo, DALI, On/off
COLOUR:	RAL9010, other RAL colours as an option
MATERIAL OF THE LUMINAIRE BODY:	Aluminium
GUARANTEE:	5 years
ACCESSORIES (INSTALLATION):	Vertical tube bracket, Horizontal tube bracket, Wire mounting dimensions, Thread bracket
ACCESSORIES (OTHERS):	NEMA-connector, C2-SMART LUMO, Capelon LC-60D, Chained connection set for wire assembly,iProtection class II – assembly

# Light distribution



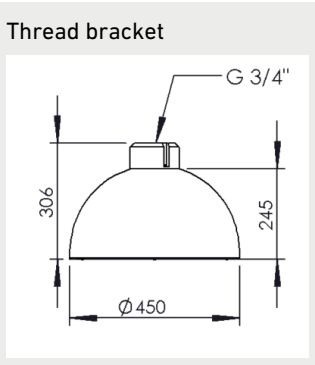
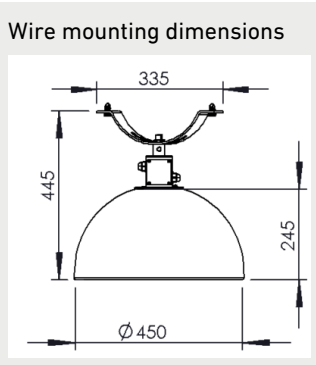
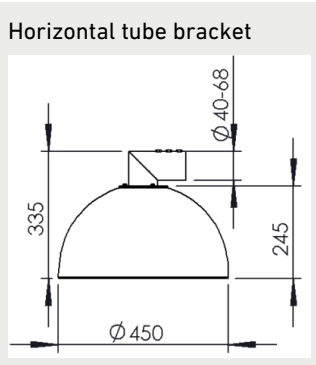
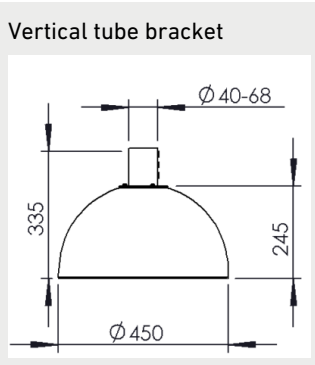


## Notes:

A) Optic family A

B) Optic family B (GLP0105 & GLP0120)

Brackets



Circuit breakers

	B10	B16	B20	C10	C16	C20
POLARIS 15W, 25W, 41W	10	17	21	17	28	35
POLARIS 52W, 63W	7	12	14	11	18	23
POLARIS 75W, 87W	7	12	14	11	18	23
POLARIS 105W, 120W	4	8	10	8	13	16

i

CUSTOMER SERVICE:

tel: +358 20 125 5800

info@greenled.fi