

PHI VISION



Phi Vision is an elegant microprism luminaire with an evenly illuminating light surface. It is ideal for offices and schools. The textured surface and impeccable finishing give the luminaire a high-quality, premium look.

Phi Vision has a wide aperture that enables soft and glare-free lighting. The luminaire is available in three different lengths, suitable for both general lighting and workstation lighting. With continuous installation, an unbroken or broken line of light is achieved.

Benefits

Phi Vision offers an extremely even and consistent light surface with low glare ratings.

Phi Vision can be installed with wire brackets, luminaire suspension tracks, ceiling surface brackets or as continuous installation. The luminaire is easy to connect, and it does not require opening during installation. The luminaire has no visible screws, and the wires and cables can be hidden in the indentation on the frame.

Available control options are pull-cord switch, DALI 1 or DALI 2 motion detector (needs to be connected to a DALI system), on/off, DALI, and wireless Casambi control with or without motion detection. The standard luminaire color is white (RAL 9003) with textured surface and optional colors black (RAL 9005) with textured surface and other color options from the RAL chart (the ends of the luminaire are black or white also with the other colors).

Suitability

Phi Vision is an excellent solution for both general and workstation lighting in offices and schools.

The Phi Vision 75 ° -grade microprism can be equipped with a diffuser (option), which produces glare-free light thanks to rotationally symmetrical light distribution. The glare requirements for DSE workstation lighting (EN 12464-1: DSE L65 $\geq 3000 \text{ cd / m}^2$) are satisfied by the following versions: Phi Vision 1160 75 ° and 80 ° 15W, Phi Vision 1720 75 ° and 80 ° 22W and Phi Vision 2312 75 ° and 80 ° 29W. The glare requirements for WELL certification (L45 / 90 $< 6000 \text{ cd / m}^2$ or UGR < 16) are satisfied by the following versions: Phi Vision 1160 75 ° 15W, Phi Vision 1720 75 ° 22W, Phi Vision 2312 75 ° 29W.

In direct lighting, the most suitable option for human-centric lighting is Phi Vision 90°, which illuminates vertical surfaces efficiently.

Product families and variants

MODEL	TYPE CODE	POWER	LUMINOUS FLUX	LUMINAIRE EFFICACY	LIFETIME	OPERATING TEMPERATURE
Phi Vision 1160	GLPV01DIR01511	15 W	2260 lm	151 lm/W	L80B50>100 000h, L90B50>70 000h C10 100 000h	0 - +45°C
Phi Vision 1160	GLPV01DIR02211	22 W	3380 lm	151 lm/W	L80B50>100 000h, L90B50>70 000h C10 100 000h	0 - +45°C
Phi Vision 1160	GLPV01DIR03111	31 W	4460 lm	143 lm/W	L80B50>100 000h, L90B50>70 000h C10 100 000h	0 - +45°C
Phi Vision 1160	GLPV01DIR03911	39 W	5590 lm	142 lm/W	L80B50>100 000h, L90B50>70 000h C10 100 000h	0 - +45°C
Phi Vision 1160	GLPV01DIR04811	48 W	6710 lm	140 lm/W	L80B50>100 000h ; L90B50>50 000h C10 100 000h	0 - +40°C
Phi Vision 1720	GLPV01DIR02217	22 W	3390 lm	156 lm/W	L80B50>100 000h, L90B50>70 000h C10 100 000h	0 - +45°C
Phi Vision 1720	GLPV01DIR03317	33 W	5080 lm	155 lm/W	L80B50>100 000h, L90B50>70 000h C10 100 000h	0 - +45°C
Phi Vision 1720	GLPV01DIR04517	45 W	6690 lm	148 lm/W	L80B50>100 000h, L90B50>70 000h C10 100 000h	0 - +40°C
Phi Vision 1720	GLPV01DIR05717	57 W	8380 lm	147 lm/W	L80B50>100 000h, L90B50>70 000h C10 100 000h	0 - +40°C
Phi Vision 1720	GLPV01DIR07117	71 W	10060 lm	142 lm/W	L80B50>100 000h, L90B50>50 000h C10 100 000h	0 - +35°C
Phi Vision 2312	GLPV01DIR02923	29 W	4520 lm	158 lm/W	L80B50>100 000h, L90B50>70 000h C10 100 000h	0 - +45°C
Phi Vision 2312	GLPV01DIR04323	43 W	6770 lm	156 lm/W	L80B50>100 000h, L90B50>70 000h C10 100 000h	0 - +40°C
Phi Vision 2312	GLPV01DIR05823	58 W	8920 lm	153 lm/W	L80B50>100 000h, L90B50>70 000h C10 100 000h	0 - +40°C
Phi Vision 2312	GLPV01DIR07523	75 W	11180 lm	148 lm/W	L80B50>100 000h, L90B50>70 000h C10 100 000h	0 - +35°C
Phi Vision 2312	GLPV01DIR09323	93 W	13420 lm	145 lm/W	L80B50>100 000h, L90B50>50 000h C10 100 000h	0 - +30°C

Notes:

All values in ambient temperature of +25°C, CCT 4000K, CRI 80, light distribution Phi Vision MP 80°, luminous flux tolerance +-5%, output power tolerance +-5%. Use environment must be non condensing.

i

Dimensions

MODEL	TYPE CODE	LENGTH (L)	HEIGHT (H)	WIDTH (W)	WEIGHT
Phi Vision 1160	GLPV01DIR01511	1160 mm	71 mm	103 mm	3,9 kg
Phi Vision 1160	GLPV01DIR02211	1160 mm	71 mm	103 mm	3,9 kg
Phi Vision 1160	GLPV01DIR03111	1160 mm	71 mm	103 mm	3,9 kg
Phi Vision 1160	GLPV01DIR03911	1160 mm	71 mm	103 mm	3,9 kg
Phi Vision 1160	GLPV01DIR04811	1160 mm	71 mm	103 mm	3,9 kg
Phi Vision 1720	GLPV01DIR02217	1720 mm	71 mm	103 mm	4,6 kg
Phi Vision 1720	GLPV01DIR03317	1720 mm	71 mm	103 mm	4,6 kg
Phi Vision 1720	GLPV01DIR04517	1720 mm	71 mm	103 mm	4,6 kg
Phi Vision 1720	GLPV01DIR05717	1720 mm	71 mm	103 mm	4,6 kg
Phi Vision 1720	GLPV01DIR07117	1720 mm	71 mm	103 mm	4,6 kg
Phi Vision 2312	GLPV01DIR02923	2312 mm	71 mm	103 mm	6,5 kg
Phi Vision 2312	GLPV01DIR04323	2312 mm	71 mm	103 mm	6,5 kg
Phi Vision 2312	GLPV01DIR05823	2312 mm	71 mm	103 mm	6,5 kg
Phi Vision 2312	GLPV01DIR07523	2312 mm	71 mm	103 mm	6,5 kg
Phi Vision 2312	GLPV01DIR09323	2312 mm	71 mm	103 mm	6,5 kg

General Description

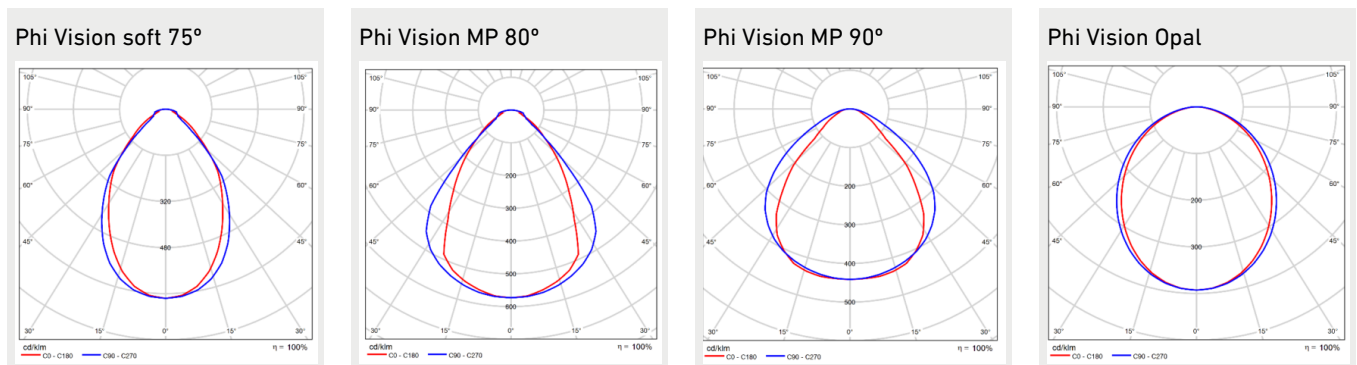
COLOUR TEMPERATURE:	3000 K, 4000 K, 5000 K ⁽¹⁾
COLOUR RENDERING INDEX:	$R_A \geq 80, 90$
OPTIC:	Microprism+Diffuser (soft 75°), Microprism (MP 80°,90°), Opal
LIGHT SOURCE SHIELD:	PMMA
IP CLASS:	IP20
SUPPLY VOLTAGE:	220-240 Vac
FREQUENCY:	50-60 Hz
PF:	>0,9
THD:	20%

CONNECTION:	Chainable max 5*2.5mm2 OR max 3*2.5mm2 and DALI +/-.
DIMMABILITY:	Casambi, DALI, On/off, Pull-Cord switch
COLOUR:	White (RAL9003) with textured surface. Optional colors black (RAL 9005) with textured surface, galvanized and other color options from the RAL chart.
MATERIAL OF THE LUMINAIRE BODY:	Steel
GUARANTEE:	5 years
ACCESSORIES (INSTALLATION):	Suspension cable 3m, T-list mounting, MEK Lighting fixture Installation nut, 9908927 Phi Suspension rail bracket MEK70 galvanized, E1500172 Phi Suspension rail bracket MEK70 white, E1500173 Phi Suspension rail bracket MEK70 black, E1500090 Vertical wire suspension kit 6 m, 9908930 Vertical wire suspension kit 3m
ACCESSORIES (OTHERS):	Presence and daylight sensor integrated in the luminaire with Casambi controller or integrated sensor to separate DALI system (DALI 1 or DALI 2), DALI 2 power supply.

Notes:

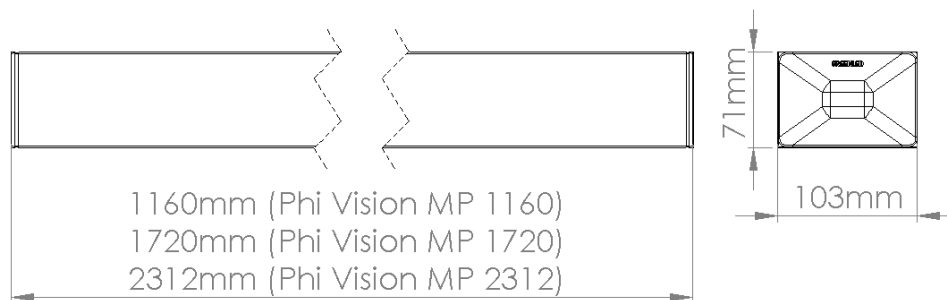
1) SDCM ≤ 3

Light distribution



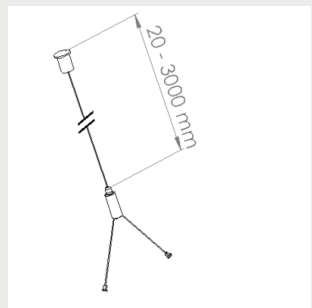
Dimensions

Phi Vision dimensional drawing

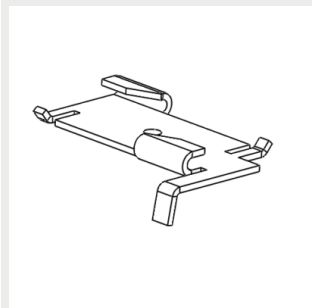


Brackets

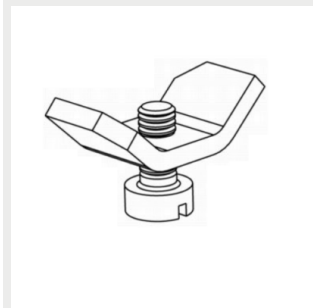
Suspension cable 3m



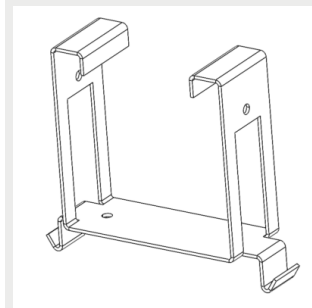
T-list mounting



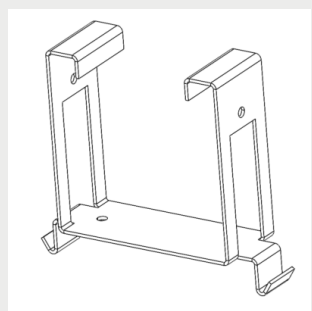
MEK Lighting fixture
Installation nut



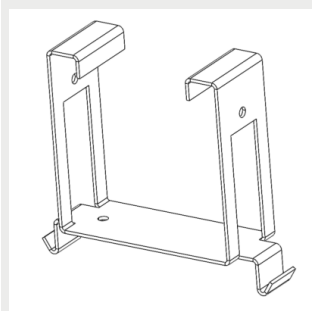
9908927 Phi Suspension rail
bracket MEK70 galvanized



E1500172 Phi Suspension
rail bracket MEK70 white



E1500173 Phi Suspension
rail bracket MEK70 black



E1500090 Vertical wire
suspension kit 6 m

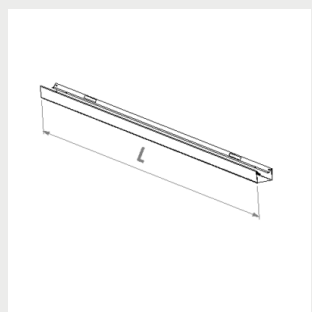


9908930 Vertical wire
suspension kit 3m

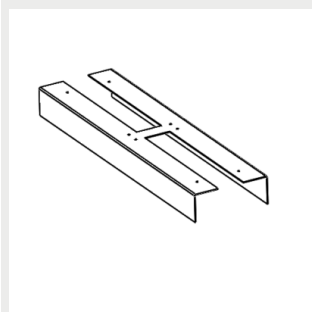


Accessories

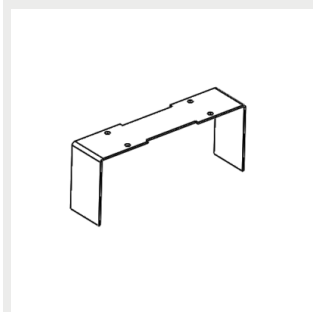
Extension profile L=0,5m ,
1,0m , 1,5m , 2,0m , 2,5m



9908873 Connection piece
hanging installation



9908920 Connection piece
ceiling installation



Circuit breakers

	B10	B16	B20	C10	C16	C20
Phi Vision 15W, 22W, 29W, 33W DALI	18	30	37	31	51	62
Phi Vision 31W, 39 W, 48W DALI	13	22	27	21	36	45
Phi Vision 45W, 57W, 71W DALI	13	21	27	21	35	45
Phi Vision 43W, 58W, 75W DALI	15	25	31	26	42	52
Phi Vision 93W DALI	21	36	45	22	37	47
Phi Vision 15W, 22W, 33W On/Off	19	30	37	31	51	62
Phi Vision 31W, 39W, 45W, 48W, 57W, 71W On/Off	10	16	21	16	26	35
Phi Vision 43W, 58W On/Off	20	32	40	33	54	66
Phi Vision 75W On/Off	20	32	40	28	47	59
Phi Vision 93W On/Off	20	32	40	22	37	47

i

CUSTOMER SERVICE:

tel;+358 20 125 5800

info@greenled.fi