

PHI VISION DIRECT/INDIRECT



Phi Vision direct/indirect is an elegant microprism luminaire with an evenly illuminating light surface. It is ideal for offices and schools. The textured surface and impeccable finishing give the luminaire a high-quality, premium look.

Phi Vision has a wide aperture that enables soft and glare-free lighting. The luminaire is available in two different lengths, suitable for both general lighting and workstation lighting. With continuous installation, an unbroken or broken line of light is achieved.

Benefits

Phi Vision direct/indirect offers an extremely even and consistent light surface with low glare ratings.

Phi Vision can be installed with wire brackets or as continuous installation. The luminaire is easy to connect, and it does not require opening during installation. The luminaire has no visible screws, and the wires and cables can be hidden in the indentation on the frame.

Available control options are pull-cord switch, DALI 1 or DALI 2 motion detector (needs to be connected to a DALI system), DALI, and wireless Casambi control with or without motion detection.

The standard luminaire color is white (RAL 9003) with textured surface and optional colors black (RAL 9005) with textured surface and other color options from the RAL chart (the ends of the luminaire are black or white also with the other colors).

Suitability

Phi Vision direct/indirect is an excellent solution for both general and workstation lighting in offices and schools.

The Phi Vision 75 ° -grade microprism is equipped with a diffuser, which produces glare-free light thanks to rotationally symmetrical light distribution. The glare requirements for DSE workstation lighting (EN 12464-1: DSE L65 ≥ 3000 cd / m²) are satisfied by the following versions: Phi Vision 1160 UP55-D45 35W, Phi Vision 1720 UP50-D50 56W and Phi Vision 1720 UP60-D40 66W. The glare requirements for WELL certification (L45 / 90 <6000 cd / m² or UGR <16) are satisfied by the following versions: Phi Vision 1160 UP55-D45 35W, Phi Vision 1720 UP50-D50 56W and Phi Vision 1720 UP60-D40 66W.

In Phi Vision, up- and downlight can be adjusted separately with one driver, which supports human-centric lighting.

Product families and variants

MODEL	TYPE CODE	POWER	LUMINOUS FLUX	LUMINAIRE EFFICACY	LIFETIME	OPERATING TEMPERATURE
Phi Vision 1160 UP55-D45	GLPV01DIRI03511	35 W	4800 lm	137 lm/W	L80B50>100 000h, L90B50>70 000h C10 100 000h	0 - +40°C
Phi Vision 1160 UP25-D75	GLPV01DIRI04411	44 W	6000 lm	136 lm/W	L80B50>100 000h, L90B50>70 000h C10 100 000h	0 - +40°C
Phi Vision 1720 UP50-D50	GLPV01DIRI05617	56 W	7640 lm	136 lm/W	L80B50>100 000h, L90B50>70 000h C10 100 000h	0 - +40°C
Phi Vision 1720 UP30-D70	GLPV01DIRI07017	70 W	9450 lm	135 lm/W	L80B50>100 000h, L90B50>70 000h C10 75 000h	0 - +30°C
Phi Vision 1720 UP60-D40	GLPV01DIRI06617	66 W	8910 lm	135 lm/W	L80B50>100 000h, L90B50>70 000h C10 100 000h	0 - +35°C

Notes:

All values in ambient temperature of +25°C, CCT 4000K, CRI 80, light distribution Phi Vision soft 75°, luminous flux tolerance +-5%, output power tolerance +-5%. Use environment must be non condensing.

Dimensions

MODEL	TYPE CODE	LENGTH (L)	HEIGHT (H)	WIDTH (W)	WEIGHT
Phi Vision 1160 UP55-D45	GLPV01DIRI03511	1160 mm	71 mm	103 mm	4,1 kg
Phi Vision 1160 UP25-D75	GLPV01DIRI04411	1160 mm	71 mm	103 mm	4,1 kg
Phi Vision 1720 UP50-D50	GLPV01DIRI05617	1720 mm	71 mm	103 mm	5,0 kg
Phi Vision 1720 UP30-D70	GLPV01DIRI07017	1720 mm	71 mm	103 mm	5,0 kg
Phi Vision 1720 UP60-D40	GLPV01DIRI06617	1720 mm	71 mm	103 mm	5,0 kg

General Description

COLOUR TEMPERATURE:	3000 K, 4000 K, 5000 K ⁽²⁾
COLOUR RENDERING INDEX:	R _A ≥ 80, 90
OPTIC:	Microprism+Diffuser (soft 75°)
LIGHT SOURCE SHIELD:	PMMA

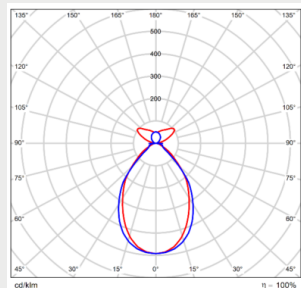
IP CLASS:	IP20
SUPPLY VOLTAGE:	220-240 Vac
FREQUENCY:	50-60 Hz
PF:	>0,9
THD:	20%
CONNECTION:	Chainable max 5*2.5mm2 OR max 3*2.5mm2 and DALI +/-.
DIMMABILITY:	Casambi, DALI(DT6) ⁽¹⁾ , On/off, Pull-Cord switch ⁽³⁾
COLOUR:	White (RAL9003) with textured surface. Optional colors black (RAL 9005) with textured surface, galvanized and other color options from the RAL chart.
MATERIAL OF THE LUMINAIRE BODY:	Steel
GUARANTEE:	5 years
ACCESSORIES (INSTALLATION):	Suspension cable 3m, T-list mounting
ACCESSORIES (OTHERS):	Presence and daylight sensor integrated in the luminaire with Casambi controller or integrated sensor to separate DALI system (DALI 1 or DALI 2), DALI 2 power supply.

Notes:

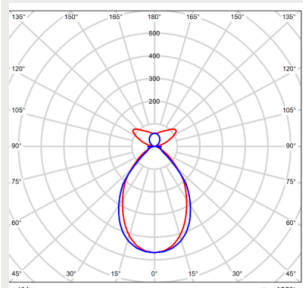
- 1)Two DALI addresses in all power versions
- 2) SDCM ≤3
- 3) With pull-cord switch Up- and Down light will adjust simultaneously,not separately

Light distribution

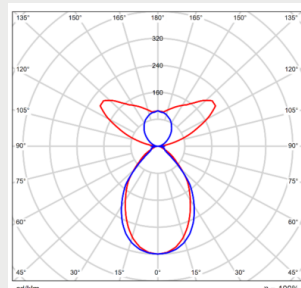
Phi Vision soft 75° UP25-D75



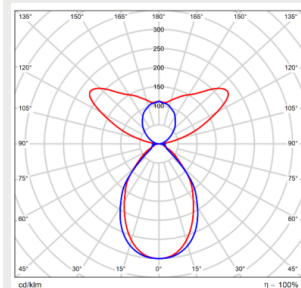
Phi Vision soft 75° UP30-D70



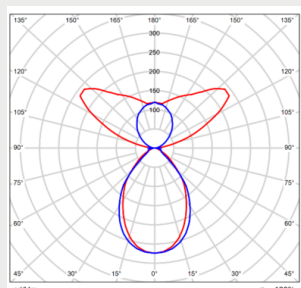
Phi Vision soft 75° UP50-D50



Phi Vision soft 75° UP55-D45

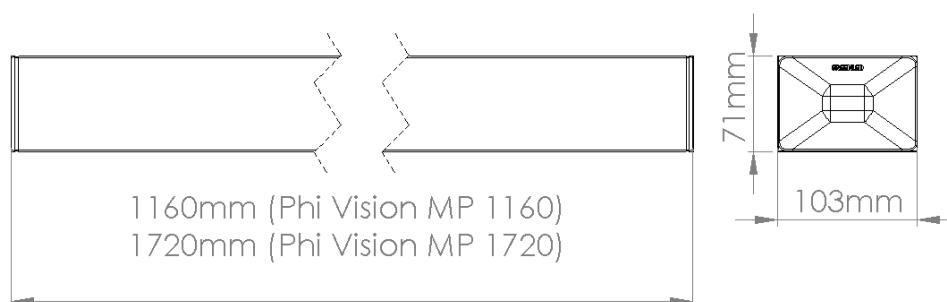


Phi Vision soft 75° UP60-D40

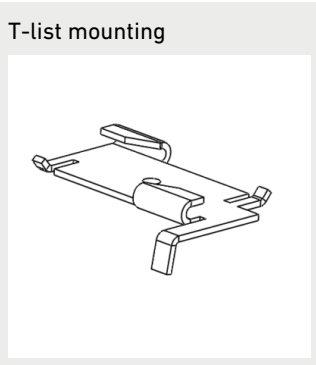
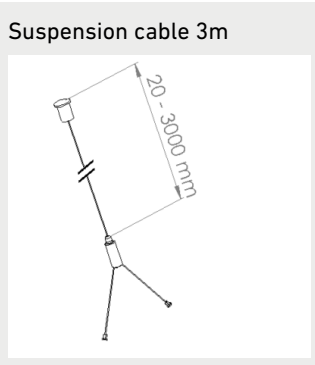


Dimensions

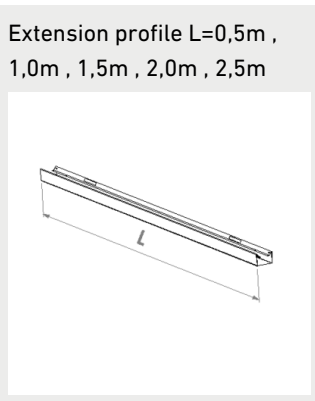
Dimensions



Brackets



Accessories



Circuit breakers

	B10	B16	B20	C10	C16	C20
Phi Vision 1160 UP55-D45 35W	19	28	35	29	47	58
Phi Vision 1160 UP25-D75 44W	13	19	23	19	32	39
Phi Vision 1720 UP50-D50 56W, UP30-D70 70W, UP60-D40 66W	13	19	23	19	32	39

i

CUSTOMER SERVICE:

tel;+358 20 125 5800

info@greenled.fi