

PHI LINEAR



Phi Linear is a cost-effective microprism luminaire with an evenly illuminating light surface. It is ideal for retail and clean industrial settings.

This luminaire has high luminous efficacy and a wide aperture that enables soft and glare-free lighting.

With continuous installation, an unbroken or broken line of light is achieved.

Benefits

This luminaire produces an even, consistent light surface, which contributes to high-quality, glare-free lighting.

The luminaire's luminous efficacy is high, and its structure is cost-effective.

The steel frame is available as zinc coated (default), white (RAL 9003, option) or black (RAL 9005, option). The ends of the luminaires are either white (RAL 9003) or black (RAL 9005) with textured surface.

The control options are on/off, DALI or wireless Casambi control.

Phi Linear is extremely easy and quick to install. This luminaire can be installed with lighting suspension tracks, wire brackets, rail brackets, ceiling surface brackets or as continuous installation, and it can be equipped with Wago Winsta, EnstoNet or Wieland cables at delivery. The luminaire does not require opening during installation, and the wires and cables can be hidden in the indentation on the frame.

Suitability

Phi Linear is a cost-effective luminaire with high luminous efficacy, ideal for shops and clean industrial settings.

This luminaire can be installed with lighting suspension tracks, wire brackets, rail brackets, ceiling surface brackets or as continuous installation.

Product families and variants

MODEL	TYPE CODE	POWER	LUMINOUS FLUX	LUMINAIRE EFFICACY	LIFETIME	OPERATING TEMPERATURE
Phi Linear 1160	GLPL0103111	31 W	4820 lm	154 lm/W	L80B50>100 000h, L90B50>70 000h C10 100 000h	0 - +45°C
Phi Linear 1160	GLPL0103911	39 W	6040 lm	153 lm/W	L80B50>100 000h, L90B50>70 000h C10 100 000h	0 - +45°C
Phi Linear 1160	GLPL0104811	48 W	7250 lm	152 lm/W	L80B50>100 000h, L90B50>50 000h C10 100 000h	0 - +40°C
Phi Linear 1160	GLPL0105711	57 W	8450 lm	148 lm/W	L80B50 = 100 000h, L90B50>50 000h C10 100 000h	0 - +40°C
Phi Linear 1720	GLPL0104517	45 W	7230 lm	160 lm/W	L80B50>100 000h, L90B50>70 000h C10 100 000h	0 - +40°C
Phi Linear 1720	GLPL0105717	57 W	9060 lm	159 lm/W	L80B50>100 000h, L90B50 = 70 000h C10 100 000h	0 - +40°C
Phi Linear 1720	GLPL0107117	71 W	10870 lm	153 lm/W	L80B50>100 000h, L90B50>50 000h C10 100 000h	0 - +35°C
Phi Linear 1720	GLPL0111217	112 W	15710 lm	140 lm/W	L80B50>70 000h, L90B50>50 000h C10 100 000h	0 - +35°C
Phi Linear 2312	GLPL0105823	58 W	9640 lm	166 lm/W	L80B50>100 000h, L90B50>70 000h C10 100 000h	0 - +40°C
Phi Linear 2312	GLPL0107523	75 W	12080 lm	160 lm/W	L80B50>100 000h, L90B50 = 70 000h C10 100 000h	0 - +35°C
Phi Linear 2312	GLPL0109323	93 W	14500 lm	157 lm/W	L80B50>100 000h, L90B50>50 000h C10 100 000h	0 - +35°C
Phi Linear 2312	GLPL0114823	148 W	20950 lm	141 lm/W	L80B50>70 000h, L90B50 = 50 000h C10 75 000h	0 - +30°C

Notes:

All values in ambient temperature of +25°C, CCT 4000K, CRI 80, light distribution Phi Linear MP 90°, luminous flux tolerance +-5%, output power tolerance +-5%. Use environment must be non condensing.

Dimensions

MODEL	TYPE CODE	LENGTH (L)	HEIGHT (H)	WIDTH (W)	WEIGHT
Phi Linear 1160	GLPL0103111	1160 mm	71 mm	103 mm	3,9 kg
Phi Linear 1160	GLPL0103911	1160 mm	71 mm	103 mm	3,9 kg
Phi Linear 1160	GLPL0104811	1160 mm	71 mm	103 mm	3,9 kg
Phi Linear 1160	GLPL0105711	1160 mm	71 mm	103 mm	3,9 kg
Phi Linear 1720	GLPL0104517	1720 mm	71 mm	103 mm	4,6 kg
Phi Linear 1720	GLPL0105717	1720 mm	71 mm	103 mm	4,6 kg
Phi Linear 1720	GLPL0107117	1720 mm	71 mm	103 mm	4,6 kg
Phi Linear 1720	GLPL0111217	1720 mm	71 mm	103 mm	4,6 kg
Phi Linear 2312	GLPL0105823	2312 mm	71 mm	103 mm	6,5 kg
Phi Linear 2312	GLPL0107523	2312 mm	71 mm	103 mm	6,5 kg
Phi Linear 2312	GLPL0109323	2312 mm	71 mm	103 mm	6,5 kg
Phi Linear 2312	GLPL0114823	2312 mm	71 mm	103 mm	6,5 kg

General Description

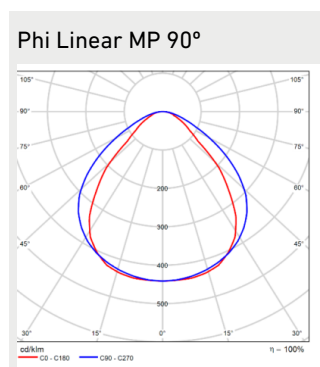
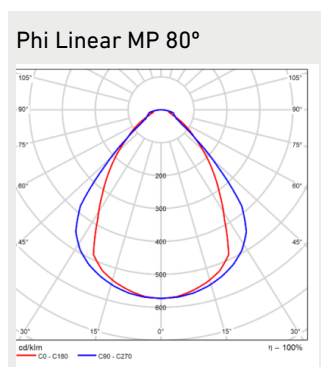
COLOUR TEMPERATURE:	3000 K, 4000 K, 5000 K ⁽¹⁾
COLOUR RENDERING INDEX:	$R_A \geq 80, 90$
OPTIC:	Microprism
LIGHT SOURCE SHIELD:	PMMA
IP CLASS:	IP20
SUPPLY VOLTAGE:	220-240 Vac
FREQUENCY:	50-60 Hz
PF:	>0.9
THD:	20%
CONNECTION:	Chainable max 5*2.5mm ² OR max 3*2.5mm ² and DALI +/-.
DIMMABILITY:	Casambi, DALI, On/off
COLOUR:	Galvanized, white (RAL9003) and black (RAL9005) colors as an option. The ends of the luminaires are either white (RAL 9003) or black (RAL 9005) with textured surface.
MATERIAL OF THE LUMINAIRE BODY:	Steel
GUARANTEE:	5 years

ACCESSORIES (INSTALLATION):	Lighting suspension rail bracket, E1500173 Phi Suspension rail bracket MEK70 black, E1500172 Phi Suspension rail bracket MEK70 white, Adjustable lighting suspension rail bracket, Bracket for Horizontal Wire (max 8 mm), Rail bracket Phi 2312 Dr=3,0-3,8m or 3,8-4,5m, E1500090 Vertical wire suspension kit 6 m, 9908930 Vertical wire suspension kit 3m
ACCESSORIES (OTHERS):	Presence and daylight sensor integrated in the luminaire with Casambi controller or integrated sensor to separate DALI system (DALI 1 or DALI 2), DALI 2 power supply.

Notes:

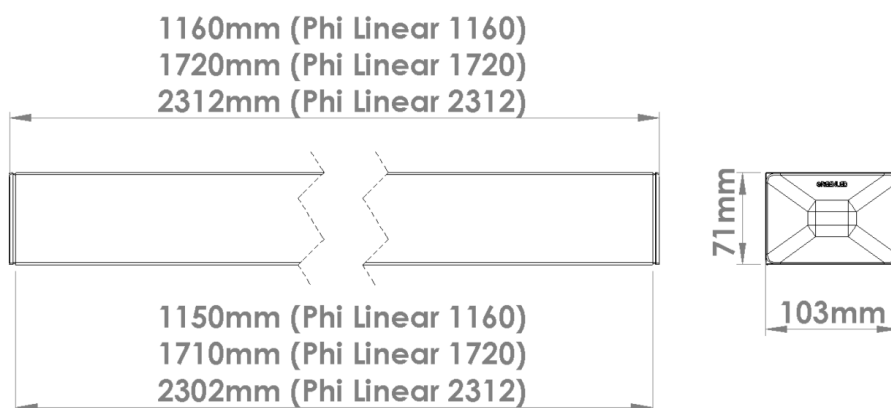
1) SDCM ≤ 3

Light distribution



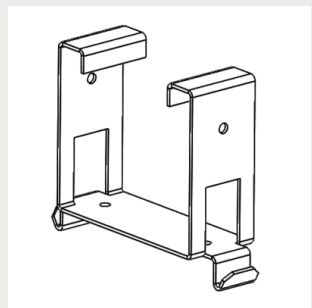
Dimensions

Dimensions

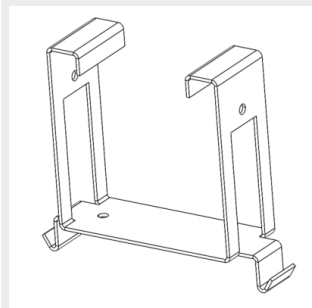


Brackets

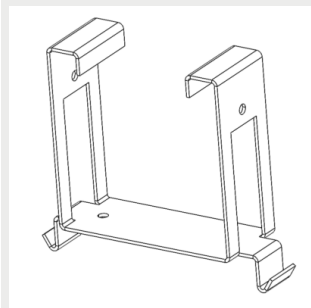
Lighting suspension rail bracket



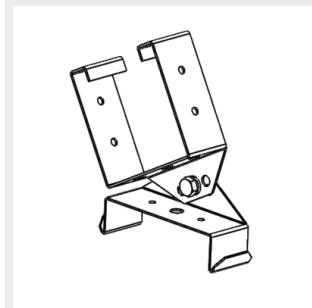
E1500173 Phi Suspension rail bracket MEK70 black



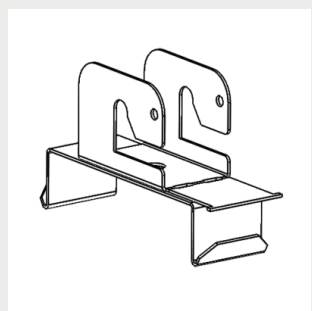
E1500172 Phi Suspension rail bracket MEK70 white



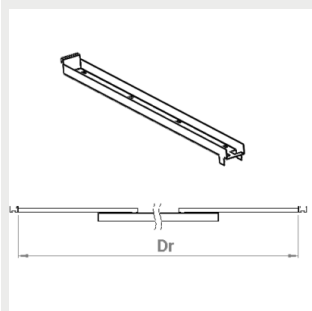
Adjustable lighting suspension rail bracket



Bracket for Horizontal Wire (max 8 mm)



Rail bracket Phi 2312 Dr=3,0-3,8m or 3,8-4,5m



E1500090 Vertical wire suspension kit 6 m

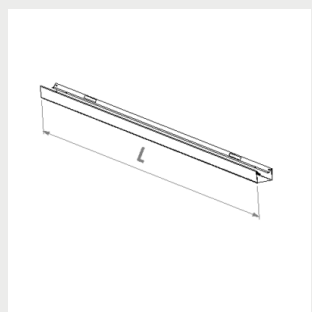


9908930 Vertical wire suspension kit 3m

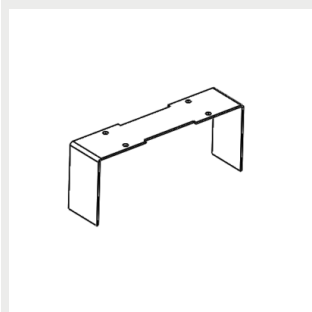


Accessories

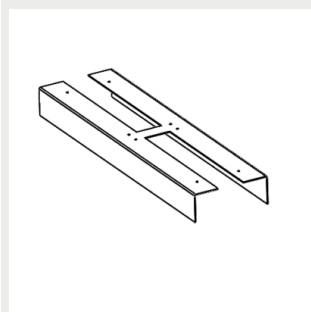
Extension profile L=0,5m , 1,0m , 1,5m , 2,0m , 2,5m



9908920 Connection piece ceiling installation



9908873 Connection piece hanging installation



Circuit breakers

	B10	B16	B20	C10	C16	C20
Phi Linear 1160 31W, 39W, 48W OnOff	10	16	21	16	26	35
Phi Linear 1160 57W OnOff	6	10	12	10	16	21
Phi Linear 1160 31W, 39W, 48W DALI	13	22	27	21	36	45
Phi Linear 1160 57W DALI	13	21	27	21	35	45
Phi Linear 1720 45W, 57W, 71W OnOff	10	16	21	16	26	35
Phi Linear 1720 112W OnOff	18	30	39	18	30	39
Phi Linear 1720 45W, 57W, 71W DALI	13	21	27	21	35	45
Phi Linear 1720 112W DALI	18	30	39	18	30	39
Phi Linear 2312 58W OnOff	20	32	40	33	54	66
Phi Linear 2312 75W OnOff	20	32	40	28	47	59
Phi Linear 2312 93W OnOff	20	32	40	22	37	47
Phi Linear 2312 148W OnOff	13	22	29	13	22	29
Phi Linear 2312 58W, 75W DALI	15	25	31	26	42	52
Phi Linear 2312 93W DALI	21	36	45	22	37	47
Phi Linear 2312 148W DALI	13	22	29	13	22	29

i

CUSTOMER SERVICE:

tel; +358 20 125 5800

info@greenled.fi