

# OMEGA LINEAR GEN2



Cost-efficient lighting ideal for stores, production facilities, indoor sports facilities and indoor storages. The sleek luminaire provides spectacular light for both low and high spaces.

The LED-specific optics enable high luminous efficacy. Continuous installation ensures the smallest possible carbon footprint for the overall solution.

## Benefits

The Omega Linear Gen2 luminaire has low UGR glare values, and the LED-specific optics ensure the best luminous efficacy.

The steel frame is available as zinc coated (default) or white (RAL 9010, option).

The luminaire is always equipped with a DALI driver and is available as an on/off solution, with CLO programming or wireless Casambi control.

This luminaire can be installed with lighting suspension tracks, wire brackets, rail brackets, ceiling surface brackets or as continuous installation, and it can be equipped with Wago Winsta, EnstoNet or Wieland cables at delivery. The luminaire does not require opening during installation, and the wires and cables can be hidden in the indentation on the frame.

## Suitability

Ideal lighting for stores, production facilities, indoor sports facilities and indoor storages. Diverse selection of different optics.



**GREENLED**

## Product families and variants

MODEL	TYPE CODE	POWER	LUMINOUS FLUX	LUMINAIRE EFFICACY	LIFETIME	OPERATING TEMPERATURE
OMEGA LINEAR GEN2 1156mm	GLOLG201038	38 W	6040 lm	161 lm/W	L80B50>100 000h, L90B50>74 000h, C10 100 000h	0 - +45°C
OMEGA LINEAR GEN2 1156mm	GLOLG201050	50 W	7760 lm	154 lm/W	L80B50>100 000h, L90B50>74 000h, C10 100 000h	0 - +45°C
OMEGA LINEAR GEN2 1156mm	GLOLG201056	56 W	8570 lm	154 lm/W	L80B50>100 000h, L90B50>67 000h, C10 100 000h	0 - +45°C
OMEGA LINEAR GEN2 1156mm	GLOLG201069	69 W	10080 lm	146 lm/W	L80B50>72 000h, L90B50>56 000h, C10 100 000h	0 - +35°C
OMEGA LINEAR GEN2 2283mm	GLOLG201110	110W	16990 lm	155 lm/W	L80B50>100 000h, L90B50>50 000h, C10 100 000h	0 - +35°C
OMEGA LINEAR GEN2 2283mm	GLOLG201127	127 W	19350 lm	153 lm/W	L80B50>72 000h, L90B50>57 000h, C10 100 000h	0 - +30°C
OMEGA LINEAR GEN2 2283mm	GLOLG201133	133 W	19980 lm	150 lm/W	L80B50>72 000h, L90B50>53 000h, C10 100 000h	0 - +45°C
OMEGA LINEAR GEN2 2283mm	GLOLG201147	147 W	21380 lm	146 lm/W	L80B50>72 000h, L90B50>48 000h, C10 100 000h	0 - +40°C

### Notes:

All values in ambient temperature of +25°C, CCT 4000K, CRI80, luminous flux tolerance +-5%, output power tolerance +-5%. Use environment must be non condensing.

## Dimensions

MODEL	TYPE CODE	LENGTH (L)	HEIGHT (H)	WIDTH (W)	WEIGHT
OMEGA LINEAR GEN2 1156mm	GLOLG201038	1156 mm	51 mm	65 mm	2,3 kg

MODEL	TYPE CODE	LENGTH (L)	HEIGHT (H)	WIDTH (W)	WEIGHT
OMEGA LINEAR GEN2 1156mm	GLOLG201050	1156 mm	51 mm	65 mm	2,3 kg
OMEGA LINEAR GEN2 1156mm	GLOLG201056	1156 mm	51 mm	65 mm	2,3 kg
OMEGA LINEAR GEN2 1156mm	GLOLG201069	1156 mm	51 mm	65 mm	2,3 kg
OMEGA LINEAR GEN2 2283mm	GLOLG201110	2283 mm	51 mm	65 mm	4,0 kg
OMEGA LINEAR GEN2 2283mm	GLOLG201127	2283 mm	51 mm	65 mm	4,0 kg
OMEGA LINEAR GEN2 2283mm	GLOLG201133	2283 mm	51 mm	65 mm	4,0 kg
OMEGA LINEAR GEN2 2283mm	GLOLG201147	2283 mm	51 mm	65 mm	4,0 kg

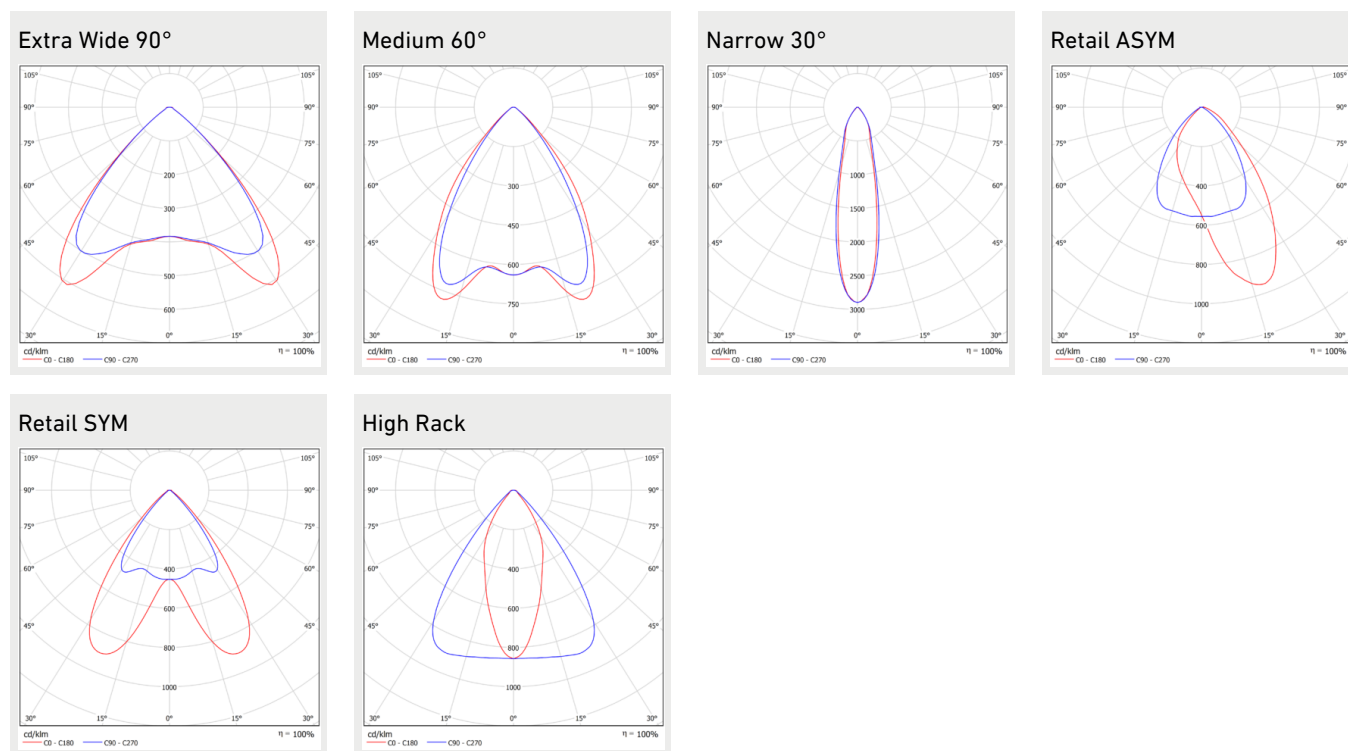
## General Description

<b>COLOUR TEMPERATURE:</b>	3000, 4000, 5000 K <sup>(1)</sup>
<b>COLOUR RENDERING INDEX:</b>	R <sub>A</sub> ≥ 80 (option 90)
<b>OPTIC:</b>	PMMA
<b>IP CLASS:</b>	IP20
<b>SUPPLY VOLTAGE:</b>	220-240 Vac
<b>FREQUENCY:</b>	50-60 Hz
<b>PF:</b>	>0.95
<b>THD:</b>	20%
<b>CONNECTION:</b>	Chainable max 5*2,5mm <sup>2</sup> OR max 3*2,5mm <sup>2</sup> and DALI +/- . Optional through wiring.
<b>DIMMABILITY:</b>	Casambi, DALI, On/off
<b>COLOUR:</b>	Galvanized steel (white steel RAL 9010 as an option)
<b>MATERIAL OF THE LUMINAIRE BODY:</b>	Steel
<b>GUARANTEE:</b>	5 years
<b>ACCESSORIES (INSTALLATION):</b>	9908688 Omega Linear ceiling bracket, 9905206 Omega Linear ladder- and threaded rod bracket, 9905203 / 9905204 Omega Linear adjustable susp.rail bracket, G00357 / G00358 Omega Linear suspension wire bracket 3m / 5m, 9908337 Omega Linear horizontal wire bracket (max 8 mm), G00359 Omega Linear lighting track bracket, 0 Linear railbracket <sup>(1)</sup> , 9908359 / 9908360 Omega Linear railbracket 45 degree, 9908468 Omega Linear suspension rail bracket 82mm

### Notes:

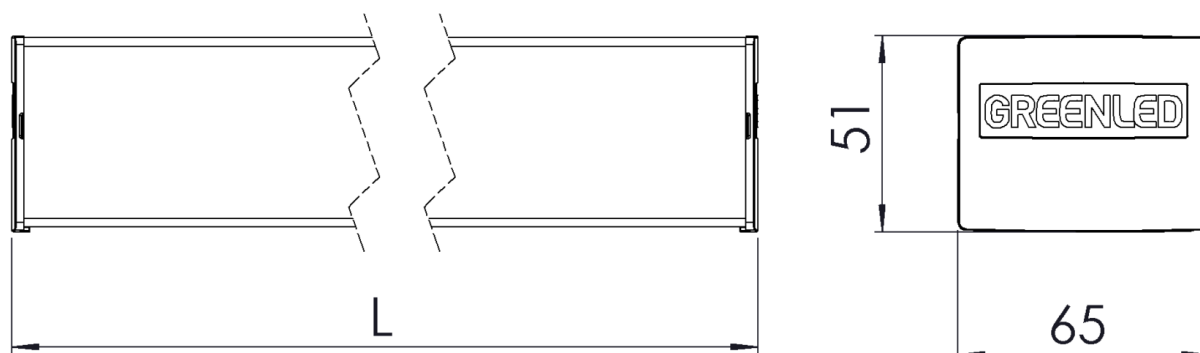
1) SDCM ≤3

## Light distribution



## Dimensions

### Dimensions

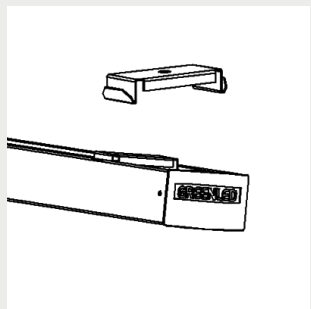


### Notes:

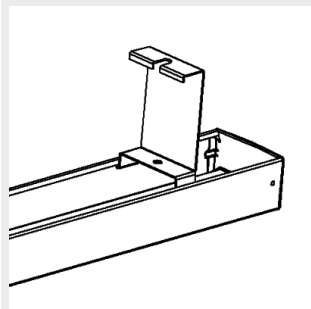
L = 1156 mm / 2283 mm

## Brackets

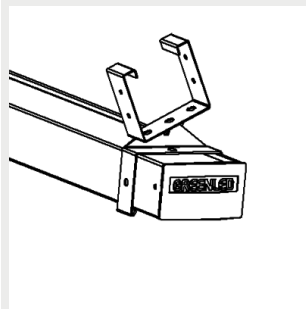
9908688 Omega Linear ceiling bracket



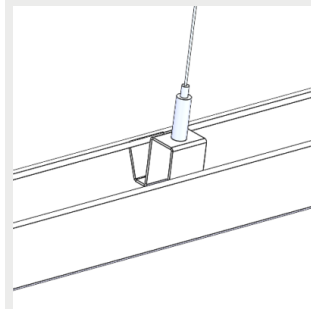
9905206 Omega Linear ladder- and threaded rod bracket



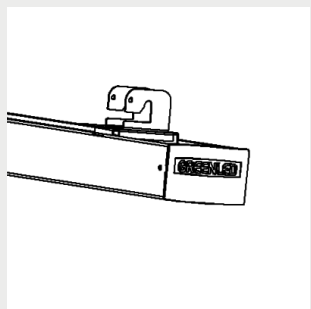
9905203 / 9905204 Omega Linear adjustable susp.rail bracket



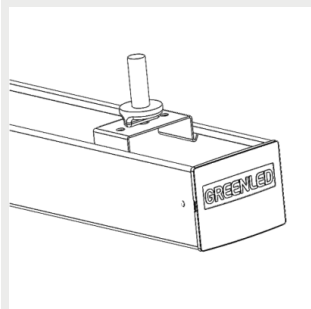
G00357 / G00358 Omega Linear suspension wire bracket 3m / 5m



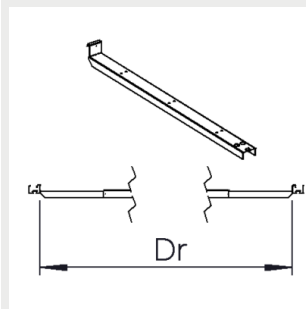
9908337 Omega Linear horizontal wire bracket (max 8 mm)



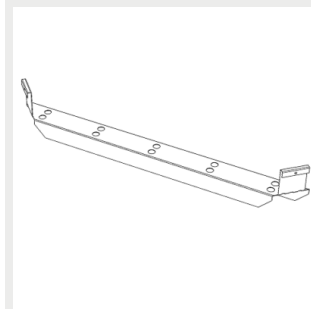
G00359 Omega Linear lighting track bracket



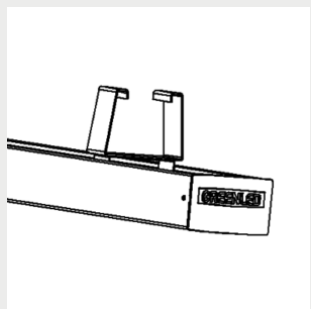
0 Linear railbracket<sup>(1)</sup>



9908359 / 9908360 Omega Linear railbracket 45 degree



9908468 Omega Linear suspension rail bracket 82mm

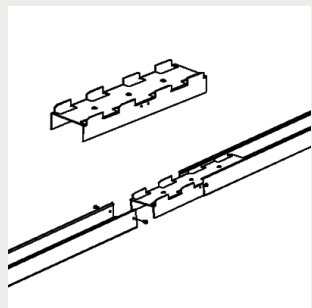


### Notes:

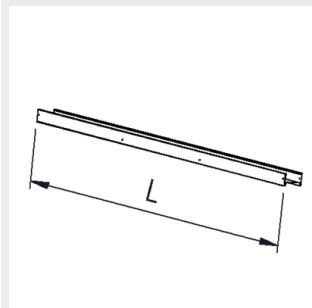
1) Dr = see the installation instructions for more information

## Accessories

Omega Linear joining part  
(screws included)



Omega Linear extension  
profile<sup>(1)</sup>



## Circuit breakers

	B10	B16	B20	C10	C16	C20
Omega Linear Gen2 38W, 50W DALI & OnOff	12	20	25	20	33	41
Omega Linear Gen2 56W, 69W DALI & OnOff	13	21	27	21	35	45
Omega Linear Gen2 110W DALI & OnOff	17	22	25	20	33	41
Omega Linear Gen2 127W DALI & OnOff	17	22	25	18	29	36
Omega Linear Gen2 133W DALI & OnOff	17	22	25	17	27	34
Omega Linear Gen2 147W DALI & OnOff	15	22	25	15	25	31
Omega Linear Gen2 38W, 50W, 56W, 69W Casambi	15	24	30	24	40	49
Omega Linear Gen2 110W Casambi	18	32	40	20	33	41
Omega Linear Gen2 127W Casambi	18	29	36	18	29	36
Omega Linear Gen2 133W Casambi	17	27	34	17	27	34
Omega Linear Gen2 147W Casambi	15	24	31	15	25	31

i

### CUSTOMER SERVICE:

tel: +358 20 125 5800

info@greenled.fi