

MEGALITE ILED



A sturdy bollard luminaire for park and yard installations. Available in two colors.

Benefits

Symmetric light distribution and chainability allow easy and safe park and yard lighting installations.

Suitability

iLed is designed for park and yard lighting. Can be installed on a ground plate, anchor or a suitable pipe mount.

Product families and variants

MODEL	TYPE CODE	POWER	LUMINOUS FLUX	LUMINAIRE EFFICACY	LIFETIME	OPERATING TEMPERATURE
iLed	M613H90W1LED2830	19 W	1600 lm	84 lm/W	L80B50 80 000h	-25 - +47 °C

Notes:

All values in ambient temperature of +25°C, CCT 3000K, CRI80, luminous flux tolerance +-5%, output power tolerance +-5%.

Dimensions

MODEL	TYPE CODE	LENGTH (L)	HEIGHT (H)	WIDTH (W)	WEIGHT
iLed	M613H90W1LED2830		900 mm	150 mm	5,6 kg

General Description

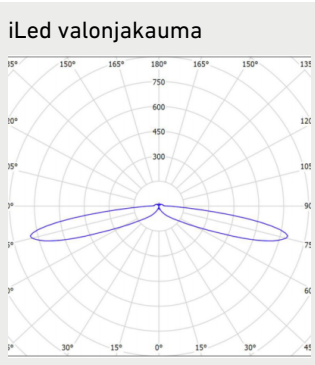
COLOUR TEMPERATURE:	3000K, SDCM ≤3
COLOUR RENDERING INDEX:	R _A ≥ 80
OPTIC:	Park lighting
LIGHT SOURCE SHIELD:	PC
IP CLASS:	IP66
IK CLASS:	IK08
SUPPLY VOLTAGE:	220-240 Vac
FREQUENCY:	50-60 Hz
PF:	>0.90
THD:	20%
CONNECTION:	Internal chainable terminal block 3x2.5 mm ² .
DIMMABILITY:	On/off
COLOUR:	Black (RAL9005) and white (RAL9016)
MATERIAL OF THE LUMINAIRE BODY:	Aluminium
GUARANTEE:	5 years

Notes:

i

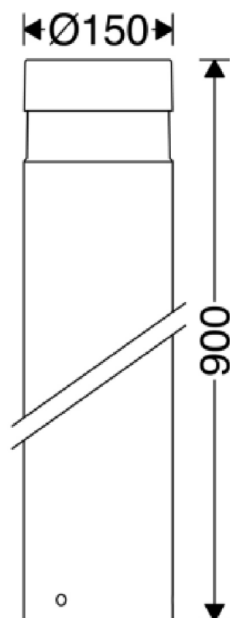
i

Light distribution




Dimensions

iLed mittapiirros – 2100×1050



iLED jalusta – 2100×1050



Circuit breakers

	B10	B16	B20	C10
iLed 19W	31	50	62	52

i

CUSTOMER SERVICE:

tel: +358 20 125 5800

info@greenled.fi