

EPSILON R



Epsilon R is a round, classically imposing luminaire with downlight and uplight 70/30. The luminaire can be used to make, e.g., lobbies and offices feel spacious.

The light is pleasant and non-dazzling. The Epsilon R luminaire is available in white in 600 mm and 900 mm sizes as well as in two power versions.

Benefits

The luminaire has low glare level because of the high-quality microprism. Available in on/off and DALI versions. Easy to install.

Suitability

Direct ceiling surface mounting or installation with suspension wires.

Product families and variants

MODEL	TYPE CODE	POWER	LUMINOUS FLUX	LUMINAIRE EFFICACY	LIFETIME	OPERATING TEMPERATURE
Epsilon R 48W	GLER0104860	48 W	5250 lm total 1750 lm UP / 3500 lm DOWN	110 lm/W	L80F10=50 000h	-20 - +45°C
Epsilon R 80W	GLER0108090	80 W	9000 lm total 3400 lm UP / 5600 lm DOWN	110 lm/W	L80F10=50 000h	-20 - +45°C

Notes:

All values in ambient temperature of +25°C, CCT 4000K, luminous flux tolerance +-5%, output power tolerance +-5%. Use environment must be non condensing.

Dimensions

MODEL	TYPE CODE	LENGTH (L)	HEIGHT (H)	WIDTH (W)	WEIGHT
Epsilon R 48W	GLER0104860	Ø 600 mm	82 mm		6,65 kg
Epsilon R 80W	GLER0108090	Ø 900 mm	82 mm		11,9 kg

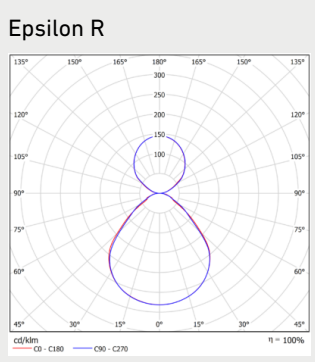
General Description

COLOUR TEMPERATURE:	3000K, 4000K ⁽¹⁾
COLOUR RENDERING INDEX:	R _A ≥ 80
IP CLASS:	IP20
IK CLASS:	IK04
SUPPLY VOLTAGE:	220-240 Vac
FREQUENCY:	50-60 Hz
PF:	>0.95
THD:	10%
CONNECTION:	Internal terminal block 3x2,5mm ² OR 3x2,5mm ² and +/- DALI
DIMMABILITY:	DALI, On/off
COLOUR:	White RAL9003
MATERIAL OF THE LUMINAIRE BODY:	Aluminum
GUARANTEE:	5 years
ACCESSORIES (INSTALLATION):	Epsilon R suspension set 1,5m

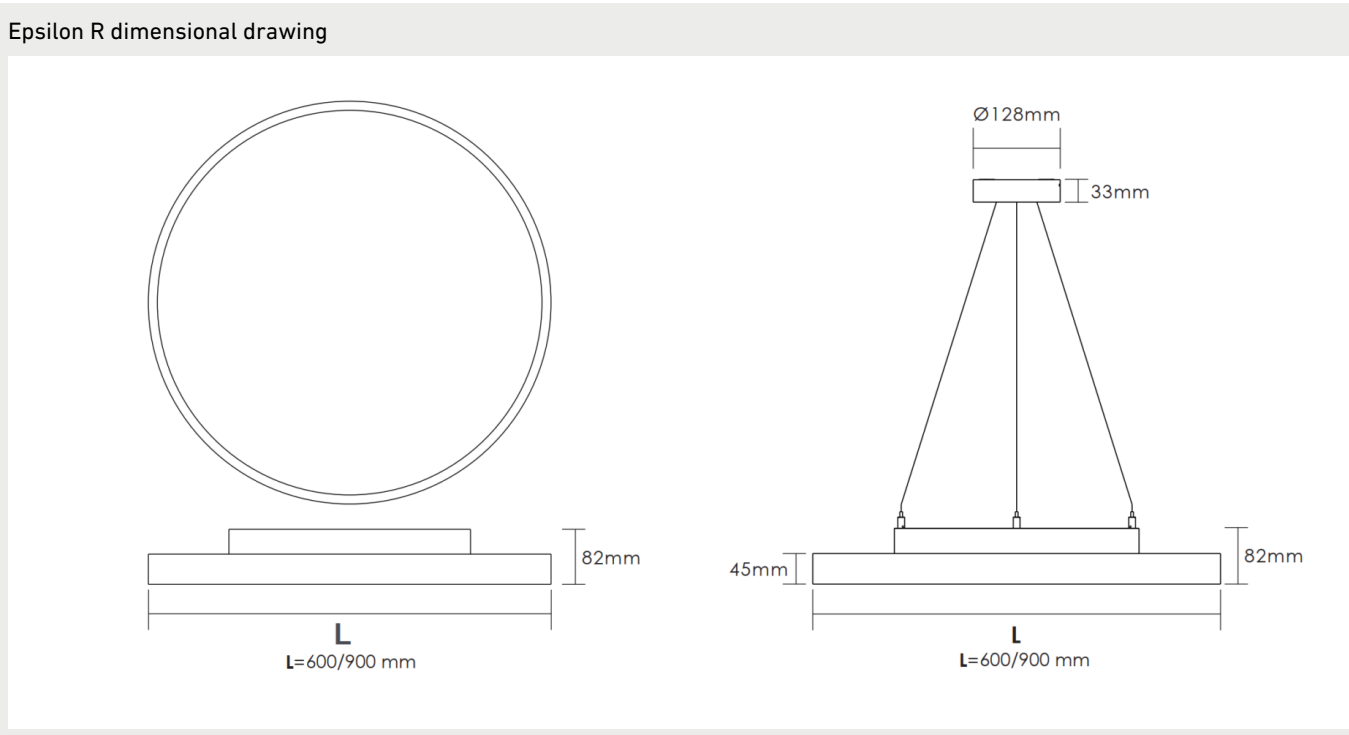
Notes:

1) SDCM 3

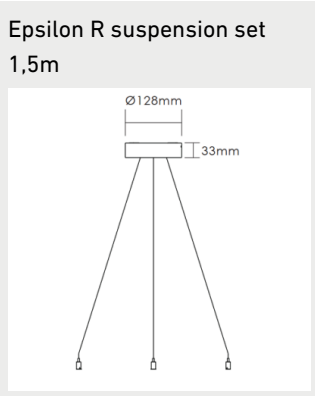
Light distribution



Dimensions



Brackets



Circuit breakers

	B10	B16	B20	C10	C16	C20
Epsilon R 48W On/Off	6	9	11	11	17	20
Epsilon R 48W DALI	9	15	19	13	21	26
Epsilon R 80W On/Off	14	22	28	19	30	38
Epsilon R 80W DALI	14	22	28	19	30	38

i

CUSTOMER SERVICE:

tel: +358 20 125 5800

info@greenled.fi