


EPSILON L



Epsilon L is a thin and unobtrusive minimalistic luminaire model. The luminaire is not too dominant visually but blends in well with the rest of the architecture. Epsilon L enables the creation of high-quality and non-dazzling indirect/direct 60/40 lighting. The luminaire is available in 1,200 mm and 1,500 mm sizes as well as in two different power versions. Can also be implemented as a line luminaire solution.

Benefits

The luminaire has good opening angles for downlight (80°) and uplight (140°). Available in on/off and DALI versions. Easy to install.

Suitability

Wire suspension installation. Can also be installed as a line luminaire solution because of ready installed quick connectors for power and DALI.

Product families and variants

MODEL	TYPE CODE	POWER	LUMINOUS FLUX	LUMINAIRE EFFICACY	LIFETIME	OPERATING TEMPERATURE
Epsilon L 60W	GLEL01060128	60 W	7450 lm total 4200 lm UP / 3250 lm DOWN	124 lm/W	L85F10=50 000h	-20 - +45°C
Epsilon L 70W	GLEL01070144	70 W	9100 lm total 5050 lm UP / 4050 lm DOWN	130 lm/W	L85F10=50 000h	-20 - +45°C

Notes:

All values in ambient temperature of +25°C, CCT 4000K, luminous flux tolerance +-5%, output power tolerance +-5%. Use environment must be non condensing.

Dimensions

MODEL	TYPE CODE	LENGTH (L)	HEIGHT (H)	WIDTH (W)	WEIGHT
Epsilon L 60W	GLEL01060128	1285 mm	76 mm	48 mm	3,2 kg
Epsilon L 70W	GLEL01070144	1445 mm	76 mm	48 mm	3,7 kg

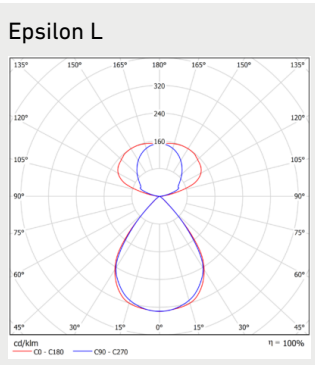
General Description

COLOUR TEMPERATURE:	3000K, 4000K ⁽¹⁾
COLOUR RENDERING INDEX:	R _A ≥ 80
IP CLASS:	IP20
IK CLASS:	IK06
SUPPLY VOLTAGE:	220-240 Vac
FREQUENCY:	50-60 Hz
PF:	>0.95
THD:	10%
CONNECTION:	Internal terminal block 3x2,5mm ² OR 3x2,5mm ² and +/- DALI
DIMMABILITY:	DALI, On/off
COLOUR:	RAL9006
MATERIAL OF THE LUMINAIRE BODY:	Aluminum
GUARANTEE:	5 years

Notes:

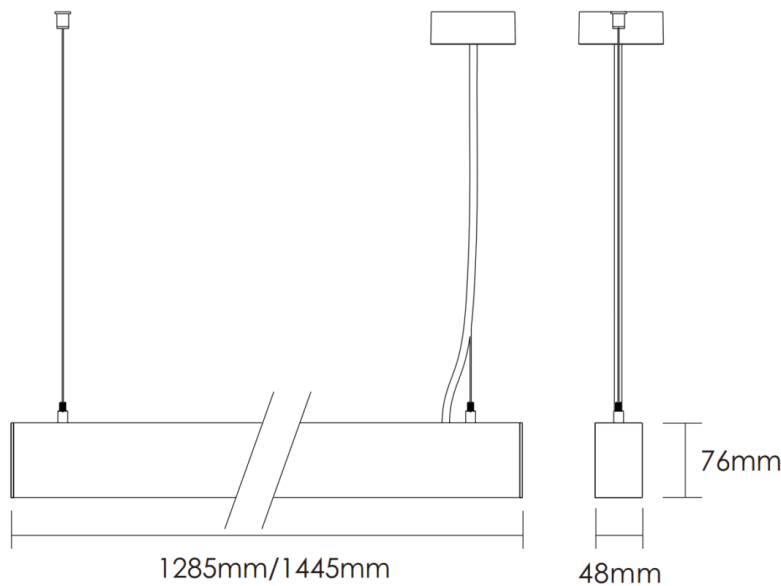
1) SDCM 3

Light distribution



Dimensions

Epsilon L dimensional drawing



Circuit breakers

	B10	B16	B20	C10	C16	C20
Epsilon L 60W On/Off	8	12	15	11	17	21
Epsilon L 60W DALI	8	13	16	11	18	22
Epsilon L 70W On/Off	8	12	15	11	17	21
Epsilon L 70W DALI	8	13	16	11	18	22

i

CUSTOMER SERVICE:

tel;+358 20 125 5800

info@greenled.fi