

DELTA R20



Cost-effective and high-quality downlight Powered by Tridonic. 5 year warranty.
The product has a variety of light distributions and power settings. Suitable for different applications.

Benefits

The luminaire is suitable for several ceiling hole options:

Hole diameters with standard luminaire body sizes 100 mm: Ø100-108 mm, 150 mm: Ø145-158 mm, 200 mm: Ø190-210 mm.

For renovation projects with productized cover plates: 100 mm downlight suitable for Ø109-150 mm, 150 mm downlight suitable for Ø159-210 mm and 200 mm downlight suitable for Ø211-260 mm. The control options for the luminaires are On/Off and DALI 2. Separate driver with a quick coupler makes installation easier and faster.

Suitability

Delta R20 150/200mm 10W/20W/30W with 60° optics meets the requirements for office lighting and the glare requirements for DSE workstation lighting (EN 12464-1: DSE L65 < 1500/3000 cd/m²). In addition, the 200mm 20W with 90° optics is suitable for office lighting with 80% installation power and can be used for control applications. Other optics and power variants are suitable for lobbies, corridors and common areas.



Product families and variants

MODEL	TYPE CODE	POWER	LUMINOUS FLUX	LUMINAIRE EFFICACY	LIFETIME	OPERATING TEMPERATURE
Delta R20 10W 100mm	GLDR200110100	10 W	1110 lm	111 lm/W	L80B50>50 000h, C10 100 000h	-20 - +40°C
Delta R20 10W 150mm	GLDR200110150	10 W	1120 lm	112 lm/W	L80B50>50 000h, C10 100 000h	-20 - +40°C
Delta R20 20W 150mm	GLDR200120150	20 W	2210 lm	111 lm/W	L80B50>50 000h, C10 100 000h	-20 - +40°C
Delta R20 20W 200mm	GLDR200120200	20 W	2250 lm	113 lm/W	L80B50>50 000h, C10 100 000h	-20 - +40°C
Delta R20 30W 200mm	GLDR200130200	30 W	3180 lm	106 lm/W	L80B50>50 000h, C10 100 000h	-20 - +40°C

Notes:

All values at +25°C ambient temperature, CCT 4000K, CRI 80, light distribution 90°, +-10% tolerance in luminous flux, +-10% tolerance in power. For indoor use only. The operating environment must not be condensing.

Dimensions

MODEL	TYPE CODE	LENGTH (L)	HEIGHT (H)	WIDTH (W)	DIAMETER (D)	WEIGHT	HOLE DIAMETER
Delta R20 10W 100mm	GLDR200110100	-	71 mm	-	120 mm	0,27 kg	100-108 mm / (109-150 mm)*
Delta R20 10W 150mm	GLDR200110150	-	99 mm	-	170 mm	0,39 kg	145-158 mm / (159-210 mm)*
Delta R20 20W 150mm	GLDR200120150	-	99 mm	-	170 mm	0,49 kg	145-158 mm / (159-210 mm)*
Delta R20 20W 200mm	GLDR200120200	-	119 mm	-	225 mm	0,65 kg	190-210 mm / (211-260 mm)*
Delta R20 30W 200mm	GLDR200130200	-	119 mm	-	225 mm	0,65 kg	190-210 mm / (211-260 mm)*

General Description

COLOUR TEMPERATURE:	3000K, 4000K ⁽¹⁾
COLOUR RENDERING INDEX:	$R_A \geq 80$
LIGHT SOURCE SHIELD:	Polycarbonate
IP CLASS:	IP20
SUPPLY VOLTAGE:	220-240 Vac
FREQUENCY:	50-60 Hz
PF:	> 0,9

THD:	20%
CONNECTION:	Chainable 2 x 5 x 2,5mm ² , cable's max. outer diameter 10mm Delta R20 100mm 10W not chainable 3 x 2,5mm ² , cable's max. outer diameter 11,5mm Delta R20 150mm 10W not chainable 5 x 2,5mm ² , cable's max. outer diameter 12,2mm
DIMMABILITY:	DALI ⁽²⁾ , On/Off
COLOUR:	White, black RAL 9005 as an option
MATERIAL OF THE LUMINAIRE BODY:	Aluminium
GUARANTEE:	5 years
ACCESSORIES (INSTALLATION):	E1500166 DELTA R20 100 mm cover plate, white E1500167 DELTA R20 100 mm cover plate, black E1500168 DELTA R20 150 mm cover plate, white E1500169 DELTA R20 150 mm cover plate, black E1500170 DELTA R20 200 mm cover plate, white E1500171 DELTA R20 200 mm cover plate, black

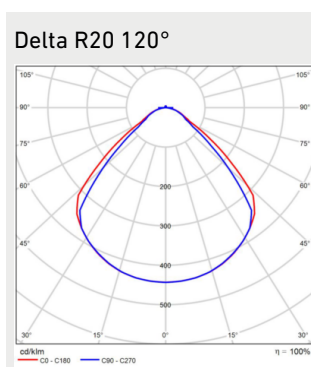
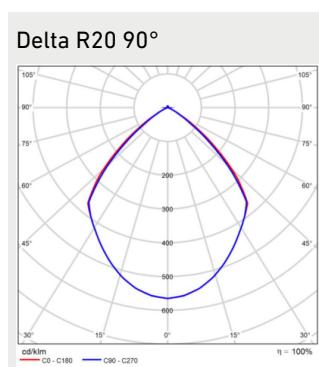
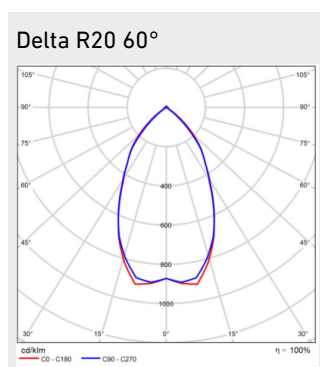
Notes:

* Check accessories

1) SDCM ≤ 4

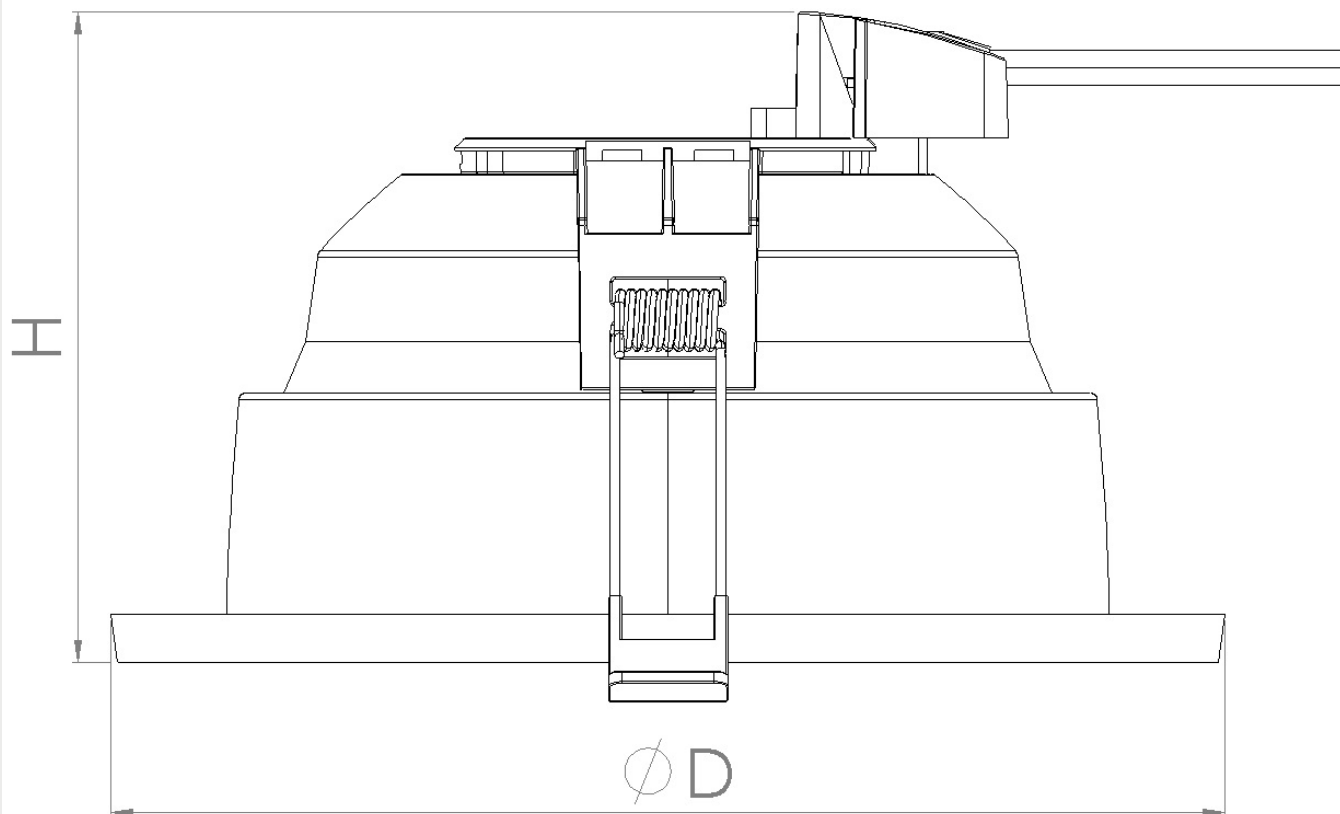
2) DALI not available for Delta R20 100mm 10W version

Light distribution




Dimensions

Dimensional drawing

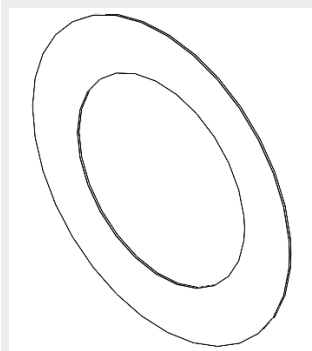


Accessories


E1500166 DELTA R20 100 mm cover plate, white (hole diameter 109-150 mm)



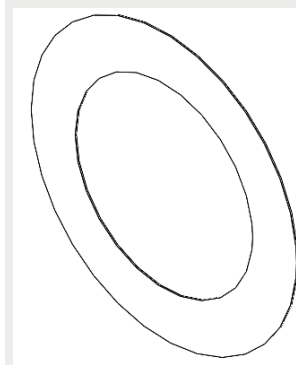
E1500167 DELTA R20 100 mm cover plate, black (hole diameter 109-150 mm)




E1500168 DELTA R20 150 mm cover plate, white (hole diameter 159-210 mm)



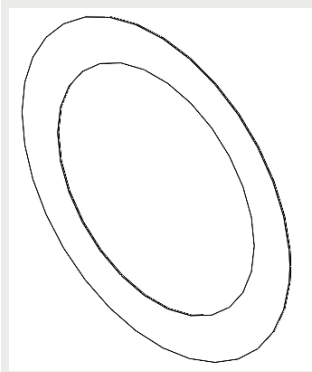
E1500169 DELTA R20 150 mm cover plate, black (hole diameter 159-210 mm)



E1500170 DELTA R20 200 mm cover plate, white (hole diameter 211-260 mm)



E1500171 DELTA R20 200 mm cover plate, black (hole diameter 211-260 mm)



Circuit breakers

	B10	B16	B20	C10	C16	C20
Delta R20 10W 100mm ON/OFF	70	112	140	70	112	140
Delta R20 10W 150mm DALI, ON/OFF	70	112	140	70	112	140
Delta R20 20W 150mm DALI, ON/OFF	34	54	68	34	54	68
Delta R20 20W, 30W 200mm DALI, ON/OFF	34	54	68	34	54	68

i

CUSTOMER SERVICE:

tel;+358 20 125 5800

info@greenled.fi