

DELTA DOWNLIGHT G2



Sleek and cost-effective LED downlight for lobbies and public spaces. High-quality components and careful finishing guarantee a safe choice.

Benefits

Cost-effective and durable LED lighting that delivers a uniform and glare-free illumination. High-quality components and perfected lighting design ensure a long lifecycle.

Suitability

LED downlight for lobbies and public spaces. The embedded and surface-mounted versions create a uniform look for all spaces and ceiling solutions.



Product families and variants

MODEL	TYPE CODE	POWER	LUMINOUS FLUX	LUMINAIRE EFFICACY	LIFETIME	OPERATING TEMPERATURE
Downlight G2 Recessed 13W	GLDR02013XXXXX	13 W	1090 lm	84 lm/W	L85F10 > 50 000h	-20 - +45°C
Downlight G2 Recessed 18W	GLDR02018XXXXX	18 W	1930 lm	107 lm/w	L85F10 > 50 000h	-20 - +45°C
Downlight G2 Recessed 35W	GLDR02035XXXXX	35 W	3360 lm	96 lm/W	L85F10 > 50 000h	-20 - +45°C
Downlight G2 Ceiling 15W	GLDC02015XXXXX	15 W	1260 lm	84 lm/W	L85F10 > 50 000h	-20 - +45°C
Downlight G2 Ceiling 25W	GLDC02025XXXXX	25 W	2850 lm	114 lm/W	L85F10 > 50 000h	-20 - +45°C
Downlight G2 Ceiling 35W	GLDC02035XXXXX	35 W	3430 lm	98 lm/W	L85F10 > 50 000h	-20 - +45°C

Notes:

All values at ambient temperature +25°C, CCT 4000K, luminous flux +-5% tolerance, input power tolerance +-5%. For indoor use only.

Dimensions

MODEL	TYPE CODE	LENGTH (L)	HEIGHT (H)	WIDTH (W)	WEIGHT
Downlight G2 Recessed 13W	GLDR02013XXXXX	110 mm	53 mm		0,6 kg
Downlight G2 Recessed 18W	GLDR02018XXXXX	190 mm	75 mm		1,42 kg
Downlight G2 Recessed 35W	GLDR02035XXXXX	225 mm	87 mm		1,60 kg
Downlight G2 Ceiling 15W	GLDC02015XXXXX	90 mm	100 mm		0,5 kg
Downlight G2 Ceiling 25W	GLDC02025XXXXX	120 mm	110 mm		0,75 kg
Downlight G2 Ceiling 35W	GLDC02035XXXXX	160 mm	120 mm		1,3 kg

General Description

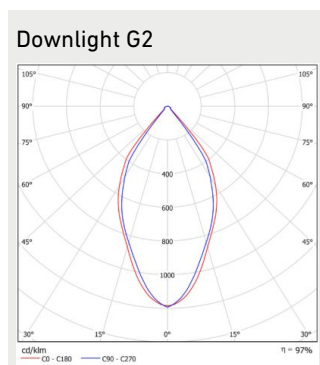
COLOUR TEMPERATURE:	3000K, 4000K ⁽¹⁾
COLOUR RENDERING INDEX:	R _A ≥ 80
OPTIC:	60 °
LIGHT SOURCE SHIELD:	Glass
IP CLASS:	GLDR = IP20/IP44 GLDC = IP54
IK CLASS:	IK03

SUPPLY VOLTAGE:	220-240 Vac
FREQUENCY:	50-60 Hz
PF:	>0,90
THD:	20%
CONNECTION:	Terminal Block GLDR = 3*1.5mm ² / GLDC = 3*2.5 mm ²
DIMMABILITY:	DALI, ON/OFF (Downlight G2 Recessed 13W & Downlight G2 Ceiling 15W: ON/OFF)
COLOUR:	White
MATERIAL OF THE LUMINAIRE BODY:	Aluminum
GUARANTEE:	5 years

Notes:

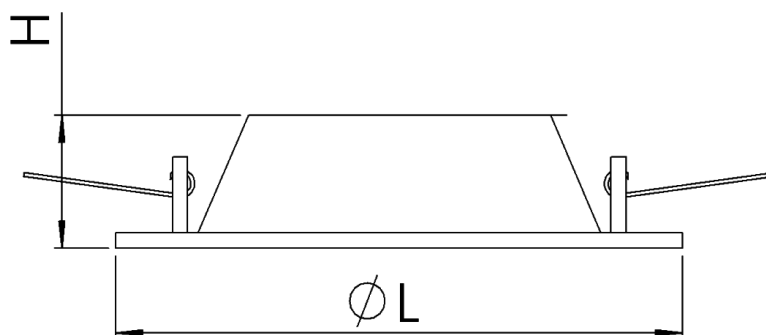
1) SDCM ≤4

Light distribution

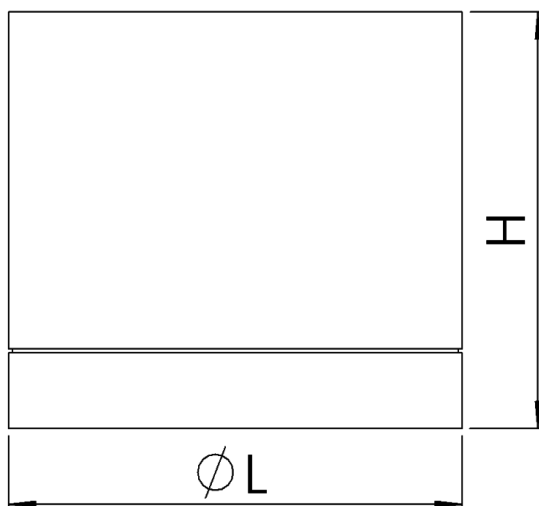


Dimensions

recessed_mk



ceiling_mk



Circuit breakers

	B10	B16	B20	C10	C16	C20
Downlight G2 13W	44	71	88	73	120	147
Downlight G2 15W	39	63	78	65	107	131
Downlight G2 18W	33	53	66	55	90	110
Downlight G2 25W	22	36	45	37	61	74
Downlight G2 35W	17	27	33	28	45	56

i

CUSTOMER SERVICE:

tel;+358 20 125 5800

info@greenled.fi