


ALFA Q



ATTENTION DISCONTINUED PRODUCT. Slim design combined with appealing illumination result. Alfa Q fulfils the strict illumination requirements of offices and different interiors with its efficiency and glare-free lighting capability. Adjustable colour temperature (tunable white) enables adjustment of the lighting as you desire from warm to cool white. Completely transparent when turned off.

Benefits

Perfect pendant luminaire for offices and public areas. Light temperature adjustment helps to maintain natural circadian rhythm during workdays. Light distribution optimized for indoors makes lighting pleasantly even and glare-free. Easy installation, mechanical mounting and additional wiring only to power supply housing. The housing is chainable, through-wired or mounted straight to ceiling box.

Suitability

A general pendant luminaire for indoor areas. Alfa Q is suitable for offices, conference rooms, rest areas, schools and other public premises. Power supply box can be surface mounted or remote driver or concealed above false ceiling.

Product families and variants

MODEL	TYPE CODE	POWER	LUMINOUS FLUX	LUMINAIRE EFFICACY	LIFETIME	OPERATING TEMPERATURE
ALFA Q TW 56W	GLAQ00056TW	56 W	5300 lm	95 lm/W	L85F10 > 50000 h	-20 - +50°C
ALFA Q 58W	GLAQ00058	58 W	5400 lm	94 lm/W	L85F10 > 50000 h	-20 - +50°C

Dimensions

MODEL	TYPE CODE	LENGTH (L)	HEIGHT (H)	WIDTH (W)	WEIGHT
ALFA Q TW 56W	GLAQ00056TW	1107 mm / 785 mm	24 mm / 34 mm	350 mm / 73 mm	4 kg / 1 kg
ALFA Q 58W	GLAQ00058	1107 mm / 785 mm	24 mm / 34 mm	350 mm / 73 mm	4 kg / 1 kg

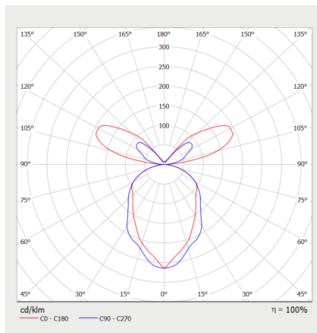
General Description

COLOUR TEMPERATURE:	2700 - 6500 K / 3000 K, 4000 K, 5000 K ⁽¹⁾
COLOUR RENDERING INDEX:	$R_A \geq 80$
OPTIC:	clear
LIGHT SOURCE SHIELD:	PMMA
IP CLASS:	IP 20
SUPPLY VOLTAGE:	220-240 Vac
FREQUENCY:	50-60 Hz
PF:	> 0.95
THD:	20%
CONNECTION:	Separate power supply box: chainable, wired-through or ceiling box (max. 5x2,5mm ²).
DIMMABILITY:	ON/OFF, DALI, TW (DT8 one DALI address)
COLOUR:	White
MATERIAL OF THE LUMINAIRE BODY:	Steel
GUARANTEE:	5 years


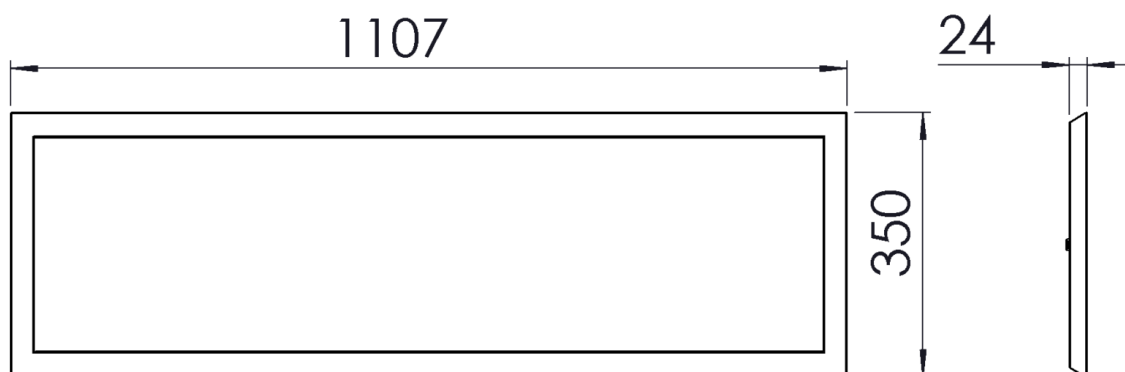
Notes:

1) SDCM ≤ 5 , option SDCM₁ ≤ 4

Light distribution



Dimensions



Circuit breakers

	B10	B16	B20	C10	C16	C20
ALFA Q TW 56W	10	17	21	16	26	33
ALFA Q 58W	9	15	19	15	25	31

i

CUSTOMER SERVICE:

tel: +358 20 125 5800

info@greenled.fi